

SUMMARY OF APPROPRIATIONS, ALLOTMENTS, OBLIGATIONS, DISBURSEMENTS AND BALANCES BY OBJECT OF EXPENDITURES
As at the Quarter Ending March 31, 2022

Department : State Universities and Colleges (SUCs)
 Agency : Romblon State University
 Operating Unit : < not applicable >
 Organization Code (UACS) : 08 047 0000000
 Fund Cluster : 01 Regular Agency Fund
 (e.g. UACS Fund Cluster: 01-Regular Agency Fund, 02-Foreign Assisted Projects Fund, 03-Special Account-Locally Funded/Domestic Grants Fund, and 04-Special Account-Foreign Assisted/Foreign Grants Fund)

X	Current Year Appropriations
	Supplemental Appropriations
	Continuing Appropriations

Particulars	UACS CODE	Appropriations			Allotments			Obligations							Disbursements					Balances			
		Authorized Appropriations	Adjustments (Transfer To/From, Modifications/ Augmentations)	Adjusted Appropriations	Allotments Received	Adjustments (Reductions, Modifications/ Augmentations)	Transfer To	Transfer From	Adjusted Allotments	1st Quarter Ending March 31	2nd Quarter Ending June 30	3rd Quarter Ending Sept. 30	4th Quarter Ending Dec. 31	TOTAL	1st Quarter Ending March 31	2nd Quarter Ending June 30	3rd Quarter Ending Sept. 30	4th Quarter Ending Dec. 31	TOTAL	Unreleased Appropriations	Unobligated Allotments	Unpaid Obligations (15-20)=(23+24)	
																						Due and Demandable	Not Yet Due and Demandable
1	2	3	4	5=(3+4)	6	7	8	9	10=[(6+)-(7)-8+9]	11	12	13	14	15=(11+12+13+14)	16	17	18	19	20=(16+17+18+19)	21=(5-10)	22=(10-15)	23	24
SUMMARY		1,189,679,000.00	261,637.00	1,189,940,637.00	1,019,728,000.00	261,637.00	0.00	0.00	1,019,989,637.00	57,158,939.36	0.00	0.00	0.00	57,158,939.36	55,152,403.27	0.00	0.00	0.00	55,152,403.27	169,951,000.00	962,830,697.64	0.00	2,006,536.09
A. AGENCY SPECIFIC BUDGET		1,169,707,000.00	0.00	1,169,707,000.00	999,756,000.00	0.00	0.00	0.00	999,756,000.00	52,101,012.70	0.00	0.00	0.00	52,101,012.70	50,094,476.61	0.00	0.00	0.00	50,094,476.61	169,951,000.00	947,654,987.30	0.00	2,006,536.09
Personnel Services		240,318,000.00	0.00	240,318,000.00	220,576,000.00	0.00	0.00	0.00	220,576,000.00	44,572,669.36	0.00	0.00	0.00	44,572,669.36	44,572,669.36	0.00	0.00	0.00	44,572,669.36	19,742,000.00	1,76,003,330.64	0.00	0.00
Salaries and Wages	501010000	167,811,000.00	(19,766.11)	167,791,233.89	167,811,000.00	(19,766.11)	0.00	0.00	167,791,233.89	41,152,212.24	0.00	0.00	0.00	41,152,212.24	41,152,212.24	0.00	0.00	0.00	41,152,212.24	0.00	126,639,021.65	0.00	0.00
Salaries and Wages - Regular	501010100	166,431,000.00	(19,766.11)	166,411,233.89	166,431,000.00	(19,766.11)	0.00	0.00	166,411,233.89	40,896,842.82	0.00	0.00	0.00	40,896,842.82	40,896,842.82	0.00	0.00	0.00	40,896,842.82	0.00	125,514,391.07	0.00	0.00
Basic Salary - Civilian	501010101	166,431,000.00	(19,766.11)	166,411,233.89	166,431,000.00	(19,766.11)	0.00	0.00	166,411,233.89	40,896,842.82	0.00	0.00	0.00	40,896,842.82	40,896,842.82	0.00	0.00	0.00	40,896,842.82	0.00	125,514,391.07	0.00	0.00
Salaries and Wages - Casual/Contractual	501010200	1,380,000.00	0.00	1,380,000.00	1,380,000.00	0.00	0.00	0.00	1,380,000.00	255,369.42	0.00	0.00	0.00	255,369.42	255,369.42	0.00	0.00	0.00	255,369.42	0.00	1,124,630.58	0.00	0.00
Other Compensation	501020000	45,020,000.00	19,766.11	45,039,766.11	45,020,000.00	19,766.11	0.00	0.00	45,039,766.11	2,394,244.91	0.00	0.00	0.00	2,394,244.91	2,394,244.91	0.00	0.00	0.00	2,394,244.91	0.00	42,645,521.20	0.00	0.00
Personal Economic Relief Allowance (PERA)	501020100	9,432,000.00	0.00	9,432,000.00	9,432,000.00	0.00	0.00	0.00	9,432,000.00	1,857,465.44	0.00	0.00	0.00	1,857,465.44	1,857,465.44	0.00	0.00	0.00	1,857,465.44	0.00	7,574,534.56	0.00	0.00
PERA - Civilian	501020101	9,432,000.00	0.00	9,432,000.00	9,432,000.00	0.00	0.00	0.00	9,432,000.00	1,857,465.44	0.00	0.00	0.00	1,857,465.44	1,857,465.44	0.00	0.00	0.00	1,857,465.44	0.00	7,574,534.56	0.00	0.00
Representation Allowance (RA)	501020200	228,000.00	0.00	228,000.00	228,000.00	0.00	0.00	0.00	228,000.00	166,000.00	0.00	0.00	0.00	166,000.00	166,000.00	0.00	0.00	0.00	166,000.00	0.00	62,000.00	0.00	0.00
Transportation Allowance (TA)	501020300	228,000.00	0.00	228,000.00	228,000.00	0.00	0.00	0.00	228,000.00	76,000.00	0.00	0.00	0.00	76,000.00	76,000.00	0.00	0.00	0.00	76,000.00	0.00	152,000.00	0.00	0.00
Transportation Allowance (TA)	501020301	228,000.00	0.00	228,000.00	228,000.00	0.00	0.00	0.00	228,000.00	76,000.00	0.00	0.00	0.00	76,000.00	76,000.00	0.00	0.00	0.00	76,000.00	0.00	152,000.00	0.00	0.00
Clothing/Uniform Allowance	501020400	2,358,000.00	0.00	2,358,000.00	2,358,000.00	0.00	0.00	0.00	2,358,000.00	0.00	0.00	0.00	0.00	0.00	0.00	0.00	0.00	0.00	0.00	0.00	2,358,000.00	0.00	0.00
Clothing/Uniform Allowance - Civilian	501020401	2,358,000.00	0.00	2,358,000.00	2,358,000.00	0.00	0.00	0.00	2,358,000.00	0.00	0.00	0.00	0.00	0.00	0.00	0.00	0.00	0.00	0.00	0.00	2,358,000.00	0.00	0.00
Subsistence Allowance (SA)	501020500	192,000.00	0.00	192,000.00	192,000.00	0.00	0.00	0.00	192,000.00	7,775.00	0.00	0.00	0.00	7,775.00	7,775.00	0.00	0.00	0.00	7,775.00	0.00	184,225.00	0.00	0.00
Subsistence Allowance - Magna Carta for Public Health Workers under R.A. 7305	501020503	192,000.00	0.00	192,000.00	192,000.00	0.00	0.00	0.00	192,000.00	7,775.00	0.00	0.00	0.00	7,775.00	7,775.00	0.00	0.00	0.00	7,775.00	0.00	184,225.00	0.00	0.00
Laundry Allowance (LA)	501020600	18,000.00	0.00	18,000.00	18,000.00	0.00	0.00	0.00	18,000.00	1,350.00	0.00	0.00	0.00	1,350.00	1,350.00	0.00	0.00	0.00	1,350.00	0.00	16,650.00	0.00	0.00
Laundry Allowance - Magna Carta Benefits for Public Health Workers under R.A. 7305	501020604	18,000.00	0.00	18,000.00	18,000.00	0.00	0.00	0.00	18,000.00	1,350.00	0.00	0.00	0.00	1,350.00	1,350.00	0.00	0.00	0.00	1,350.00	0.00	16,650.00	0.00	0.00
Honoraria	501021000	894,000.00	(85,500.00)	808,500.00	894,000.00	(85,500.00)	0.00	0.00	808,500.00	180,388.36	0.00	0.00	0.00	180,388.36	180,388.36	0.00	0.00	0.00	180,388.36	0.00	628,111.64	0.00	0.00
Honoraria - Civilian	501021001	894,000.00	(85,500.00)	808,500.00	894,000.00	(85,500.00)	0.00	0.00	808,500.00	180,388.36	0.00	0.00	0.00	180,388.36	180,388.36	0.00	0.00	0.00	180,388.36	0.00	628,111.64	0.00	0.00
Overtime and Night Pay	501021300	0.00	19,766.11	19,766.11	0.00	19,766.11	0.00	0.00	19,766.11	19,766.11	0.00	0.00	0.00	19,766.11	19,766.11	0.00	0.00	0.00	19,766.11	0.00	0.00	0.00	0.00
Overtime Pay	501021301	0.00	19,766.11	19,766.11	0.00	19,766.11	0.00	0.00	19,766.11	19,766.11	0.00	0.00	0.00	19,766.11	19,766.11	0.00	0.00	0.00	19,766.11	0.00	0.00	0.00	0.00
Year End Bonus	501021400	13,870,000.00	0.00	13,870,000.00	13,870,000.00	0.00	0.00	0.00	13,870,000.00	0.00	0.00	0.00	0.00	0.00	0.00	0.00	0.00	0.00	0.00	0.00	13,870,000.00	0.00	0.00
Bonus - Civilian	501021401	13,870,000.00	0.00	13,870,000.00	13,870,000.00	0.00	0.00	0.00	13,870,000.00	0.00	0.00	0.00	0.00	0.00	0.00	0.00	0.00	0.00	0.00	0.00	13,870,000.00	0.00	0.00
Cash Gift	501021500	1,965,000.00	0.00	1,965,000.00	1,965,000.00	0.00	0.00	0.00	1,965,000.00	0.00	0.00	0.00	0.00	0.00	0.00	0.00	0.00	0.00	0.00	0.00	1,965,000.00	0.00	0.00
Cash Gift - Civilian	501021501	1,965,000.00	0.00	1,965,000.00	1,965,000.00	0.00	0.00	0.00	1,965,000.00	0.00	0.00	0.00	0.00	0.00	0.00	0.00	0.00	0.00	0.00	0.00	1,965,000.00	0.00	0.00
Mid-Year Bonus - Civilian	501021600	13,870,000.00	0.00	13,870,000.00	13,870,000.00	0.00	0.00	0.00	13,870,000.00	0.00	0.00	0.00	0.00	0.00	0.00	0.00	0.00	0.00	0.00	0.00	13,870,000.00	0.00	0.00
Mid-Year Bonus - Civilian	501021601	13,870,000.00	0.00	13,870,000.00	13,870,000.00	0.00	0.00	0.00	13,870,000.00	0.00	0.00	0.00	0.00	0.00	0.00	0.00	0.00	0.00	0.00	0.00	13,870,000.00	0.00	0.00
Other Bonuses and Allowances	501029900	1,965,000.00	85,500.00	2,050,500.00	1,965,000.00	85,500.00	0.00	0.00	2,050,500.00	85,500.00	0.00	0.00	0.00	85,500.00	85,500.00	0.00	0.00	0.00	85,500.00	0.00	1,965,000.00	0.00	0.00
Per Diems - Civilian	501029901	0.00	85,500.00	85,500.00	0.00	85,500.00	0.00	0.00	85,500.00	85,500.00	0.00	0.00	0.00	85,500.00	85,500.00	0.00	0.00	0.00	85,500.00	0.00	0.00	0.00	0.00
Productivity Enhancement Incentive - Civilian	501029912	1,965,000.00	0.00	1,965,000.00	1,965,000.00	0.00	0.00	0.00	1,965,000.00	0.00	0.00	0.00	0.00	0.00	0.00	0.00	0.00	0.00	0.00	0.00	1,965,000.00	0.00	0.00
Personnel Benefit Contributions	501030000	3,737,000.00	0.00	3,737,000.00	3,737,000.00	0.00	0.00	0.00	3,737,000.00	802,985.41	0.00	0.00	0.00	802,985.41	802,985.41	0.00	0.00	0.00	802,985.41	0.00	2,934,014.59	0.00	0.00
Pag-IBIG Contributions	501030200	471,000.00	0.00	471,000.00	471,000.00	0.00	0.00	0.00	471,000.00	117,500.00	0.00	0.00	0.00	117,500.00	117,500.00	0.00	0.00	0.00	117,500.00	0.00	353,500.00	0.00	0.00
Pag-IBIG - Civilian	501030201	471,000.00	0.00	471,000.00	471,000.00	0.00	0.00	0.00	471,000.00	117,500.00	0.00	0.00	0.00	117,500.00	117,500.00	0.00	0.00	0.00	117,500.00	0.00	353,500.00	0.00	0.00
PhilHealth Contributions	501030300	2,795,000.00	0.00	2,795,000.00	2,795,000.00	0.00	0.00	0.00	2,795,000.00	565,422.04	0.00	0.00	0.00	565,422.04	565,422.04	0.00	0.00	0.00					

Department : State Universities and Colleges (SUCs)
 Agency : Rombon State University
 Operating Unit : < not applicable >
 Organization Code (UACS) : 08 047 000000
 Fund Cluster : 01 Regular Agency Fund

X	Current Year Appropriations
	Supplemental Appropriations
	Continuing Appropriations

(e.g. UACS Fund Cluster: 01-Regular Agency Fund, 02-Foreign Assisted Projects Fund, 03-Special Account-Locally Funded/Domestic Grants Fund, and 04-Special Account-Foreign Assisted/Foreign Grants Fund)


Particulars	UACS CODE	Appropriations			Allotments			Obligations							Disbursements				Balances				
		Authorized Appropriations	Adjustments (Transfer To/From, Modifications/Augmentations)	Adjusted Appropriations	Allotments Received	Adjustments (Reductions, Modifications/Augmentations)	Transfer To	Transfer From	Adjusted Allotments	1st Quarter Ending March 31	2nd Quarter Ending June 30	3rd Quarter Ending Sept. 30	4th Quarter Ending Dec. 31	TOTAL	1st Quarter Ending March 31	2nd Quarter Ending June 30	3rd Quarter Ending Sept. 30	4th Quarter Ending Dec. 31	TOTAL	Unreleased Appropriations	Unobligated Allotments	Unpaid Obligations (15-20)=(23+24)	
																						Due and Demandable	Not Yet Due and Demandable
1	2	3	4	5=(3+4)	6	7	8	9	10=[(6+(-)7)-8+9]	11	12	13	14	15=(11+12+13+14)	16	17	18	19	20=(16+17+18+19)	21=(5-10)	22=(10-15)	23	24
Loyalty Award - Civilian	5010499015	215,000.00	0.00	215,000.00	215,000.00	0.00	0.00	0.00	215,000.00	35,000.00	0.00	0.00	0.00	35,000.00	35,000.00	0.00	0.00	0.00	35,000.00	0.00	180,000.00	0.00	0.00
Maintenance and Other Operating Expenses		164,089,000.00	0.00	164,089,000.00	29,180,000.00	0.00	0.00	0.00	29,180,000.00	7,528,343.34	0.00	0.00	0.00	7,528,343.34	5,521,807.25	0.00	0.00	0.00	5,521,807.25	134,909,000.00	21,651,656.66	0.00	2,006,536.09
Traveling Expenses	5020100000	4,900,000.00	0.00	4,900,000.00	4,900,000.00	0.00	0.00	0.00	4,900,000.00	392,311.72	0.00	0.00	0.00	392,311.72	392,311.72	0.00	0.00	0.00	392,311.72	0.00	4,507,688.28	0.00	0.00
Traveling Expenses - Local	5020101000	4,900,000.00	0.00	4,900,000.00	4,900,000.00	0.00	0.00	0.00	4,900,000.00	392,311.72	0.00	0.00	0.00	392,311.72	392,311.72	0.00	0.00	0.00	392,311.72	0.00	4,507,688.28	0.00	0.00
Training and Scholarship Expenses	5020200000	3,413,000.00	(84,915.25)	3,328,084.75	2,413,000.00	(84,915.25)	0.00	0.00	2,328,084.75	1,239,353.90	0.00	0.00	0.00	1,239,353.90	1,239,353.90	0.00	0.00	0.00	1,239,353.90	1,000,000.00	1,088,730.85	0.00	0.00
Training Expenses	5020201000	3,413,000.00	(84,915.25)	3,328,084.75	2,413,000.00	(84,915.25)	0.00	0.00	2,328,084.75	1,239,353.90	0.00	0.00	0.00	1,239,353.90	1,239,353.90	0.00	0.00	0.00	1,239,353.90	1,000,000.00	1,088,730.85	0.00	0.00
Training Expenses	5020201002	3,413,000.00	(84,915.25)	3,328,084.75	2,413,000.00	(84,915.25)	0.00	0.00	2,328,084.75	1,239,353.90	0.00	0.00	0.00	1,239,353.90	1,239,353.90	0.00	0.00	0.00	1,239,353.90	1,000,000.00	1,088,730.85	0.00	0.00
Supplies and Materials Expenses	5020300000	4,549,000.00	43,500.00	4,592,500.00	4,549,000.00	43,500.00	0.00	0.00	4,592,500.00	2,514,344.07	0.00	0.00	0.00	2,514,344.07	548,307.98	0.00	0.00	0.00	548,307.98	0.00	2,078,155.93	0.00	1,986,036.09
Office Supplies Expenses	5020301000	1,880,000.00	(20,497.40)	1,859,502.60	1,880,000.00	(20,497.40)	0.00	0.00	1,859,502.60	1,163,563.10	0.00	0.00	0.00	1,163,563.10	178,891.10	0.00	0.00	0.00	178,891.10	0.00	695,939.50	0.00	984,672.00
Office Supplies Expenses	5020301002	1,880,000.00	(20,497.40)	1,859,502.60	1,880,000.00	(20,497.40)	0.00	0.00	1,859,502.60	1,163,563.10	0.00	0.00	0.00	1,163,563.10	178,891.10	0.00	0.00	0.00	178,891.10	0.00	695,939.50	0.00	984,672.00
Accountable Forms Expenses	5020302000	100,000.00	0.00	100,000.00	100,000.00	0.00	0.00	0.00	100,000.00	0.00	0.00	0.00	0.00	0.00	0.00	0.00	0.00	0.00	0.00	0.00	100,000.00	0.00	0.00
Medical, Dental and Laboratory Supplies Expenses	5020308000	0.00	11,748.50	11,748.50	0.00	11,748.50	0.00	0.00	11,748.50	0.00	0.00	0.00	0.00	0.00	0.00	0.00	0.00	0.00	11,748.50	0.00	0.00	0.00	0.00
Fuel, Oil and Lubricants Expenses	5020309000	769,000.00	0.00	769,000.00	769,000.00	0.00	0.00	0.00	769,000.00	241,350.98	0.00	0.00	0.00	241,350.98	207,970.98	0.00	0.00	0.00	207,970.98	0.00	527,649.02	0.00	33,380.00
Agricultural and Marine Supplies Expenses	5020310000	100,000.00	0.00	100,000.00	100,000.00	0.00	0.00	0.00	100,000.00	0.00	0.00	0.00	0.00	0.00	0.00	0.00	0.00	0.00	0.00	0.00	100,000.00	0.00	0.00
Semi-Expendable Machinery and Equipment Expenses	5020321000	400,000.00	52,248.90	452,248.90	400,000.00	52,248.90	0.00	0.00	452,248.90	452,248.90	0.00	0.00	0.00	452,248.90	19,998.90	0.00	0.00	0.00	19,998.90	0.00	0.00	0.00	432,250.00
Semi-Expendable Machinery and Equipment Expenses	5020321000	400,000.00	52,248.90	452,248.90	400,000.00	52,248.90	0.00	0.00	452,248.90	452,248.90	0.00	0.00	0.00	452,248.90	19,998.90	0.00	0.00	0.00	19,998.90	0.00	0.00	0.00	432,250.00
Semi-Expendable Furniture, Fixtures and Books Expenses	5020322000	300,000.00	0.00	300,000.00	300,000.00	0.00	0.00	0.00	300,000.00	276,690.00	0.00	0.00	0.00	276,690.00	0.00	0.00	0.00	0.00	0.00	0.00	23,310.00	0.00	276,690.00
Semi-Expendable Furniture, Fixtures and Books Expenses	5020322000	300,000.00	0.00	300,000.00	300,000.00	0.00	0.00	0.00	300,000.00	276,690.00	0.00	0.00	0.00	276,690.00	0.00	0.00	0.00	0.00	0.00	0.00	23,310.00	0.00	276,690.00
Other Supplies and Materials Expenses	5020399000	1,000,000.00	0.00	1,000,000.00	1,000,000.00	0.00	0.00	0.00	1,000,000.00	368,742.59	0.00	0.00	0.00	368,742.59	129,698.50	0.00	0.00	0.00	129,698.50	0.00	631,257.41	0.00	239,044.09
Utility Expenses	5020400000	7,098,000.00	0.00	7,098,000.00	7,098,000.00	0.00	0.00	0.00	7,098,000.00	1,057,683.97	0.00	0.00	0.00	1,057,683.97	1,057,683.97	0.00	0.00	0.00	1,057,683.97	0.00	6,040,316.03	0.00	0.00
Water Expenses	5020401000	998,000.00	0.00	998,000.00	998,000.00	0.00	0.00	0.00	998,000.00	106,644.83	0.00	0.00	0.00	106,644.83	106,644.83	0.00	0.00	0.00	106,644.83	0.00	891,355.17	0.00	0.00
Electricity Expenses	5020402000	6,100,000.00	0.00	6,100,000.00	6,100,000.00	0.00	0.00	0.00	6,100,000.00	951,039.14	0.00	0.00	0.00	951,039.14	951,039.14	0.00	0.00	0.00	951,039.14	0.00	5,148,960.86	0.00	0.00
Communication Expenses	5020500000	1,842,000.00	0.00	1,842,000.00	1,842,000.00	0.00	0.00	0.00	1,842,000.00	48,634.01	0.00	0.00	0.00	48,634.01	48,634.01	0.00	0.00	0.00	48,634.01	0.00	1,793,365.99	0.00	0.00
Postage and Courier Services	5020501000	75,000.00	0.00	75,000.00	75,000.00	0.00	0.00	0.00	75,000.00	4,007.00	0.00	0.00	0.00	4,007.00	4,007.00	0.00	0.00	0.00	4,007.00	0.00	70,993.00	0.00	0.00
Telephone Expenses	5020502000	995,000.00	0.00	995,000.00	995,000.00	0.00	0.00	0.00	995,000.00	12,754.01	0.00	0.00	0.00	12,754.01	12,754.01	0.00	0.00	0.00	12,754.01	0.00	982,245.99	0.00	0.00
Mobile	5020502001	610,000.00	0.00	610,000.00	610,000.00	0.00	0.00	0.00	610,000.00	6,100.00	0.00	0.00	0.00	6,100.00	6,100.00	0.00	0.00	0.00	6,100.00	0.00	603,900.00	0.00	0.00
Landline	5020502002	385,000.00	0.00	385,000.00	385,000.00	0.00	0.00	0.00	385,000.00	6,654.01	0.00	0.00	0.00	6,654.01	6,654.01	0.00	0.00	0.00	6,654.01	0.00	378,345.99	0.00	0.00
Internet Subscription Expenses	5020503000	684,000.00	0.00	684,000.00	684,000.00	0.00	0.00	0.00	684,000.00	19,198.00	0.00	0.00	0.00	19,198.00	19,198.00	0.00	0.00	0.00	19,198.00	0.00	664,802.00	0.00	0.00
Cable, Satellite, Telegraph and Radio Expenses	5020504000	88,000.00	0.00	88,000.00	88,000.00	0.00	0.00	0.00	88,000.00	12,675.00	0.00	0.00	0.00	12,675.00	12,675.00	0.00	0.00	0.00	12,675.00	0.00	75,325.00	0.00	0.00
Awards/Rewards and Prizes	5020600000	200,000.00	0.00	200,000.00	200,000.00	0.00	0.00	0.00	200,000.00	0.00	0.00	0.00	0.00	0.00	0.00	0.00	0.00	0.00	0.00	0.00	200,000.00	0.00	0.00
Awards/Rewards Expenses	5020601000	200,000.00	0.00	200,000.00	200,000.00	0.00	0.00	0.00	200,000.00	0.00	0.00	0.00	0.00	0.00	0.00	0.00	0.00	0.00	0.00	0.00	200,000.00	0.00	0.00
Awards/Rewards Expenses	5020601001	200,000.00	0.00	200,000.00	200,000.00	0.00	0.00	0.00	200,000.00	0.00	0.00	0.00	0.00	0.00	0.00	0.00	0.00	0.00	0.00	0.00	200,000.00	0.00	0.00
Survey, Research, Exploration and Development Expenses	5020700000	1,800,000.00	0.00	1,800,000.00	800,000.00	0.00	0.00	0.00	800,000.00	149,732.80	0.00	0.00	0.00	149,732.80	149,732.80	0.00	0.00	0.00	149,732.80	1,000,000.00	650,267.20	0.00	0.00
Research, Exploration and Development Expenses	5020702000	1,800,000.00	0.00	1,800,000.00	800,000.00	0.00	0.00	0.00	800,000.00	149,732.80	0.00	0.00	0.00	149,732.80	149,732.80	0.00	0.00	0.00	149,732.80	1,000,000.00	650,267.20	0.00	0.00
Research, Exploration and Development Expenses	5020702002	1,800,000.00	0.00	1,800,000.00	800,000.00	0.00	0.00	0.00	800,000.00	149,732.80	0.00	0.00	0.00	149,732.80	149,732.80	0.00	0.00	0.00	149,732.80	1,000,000.00	650,267.20	0.00	0.00
Confidential, Intelligence and Extraordinary Expenses	5021000000	118,000.00	0.00	118,000.00	118,000.00	0.00	0.00	0.00	118,000.00	0.00	0.00	0.00	0.00	0.00	0.00	0.00	0.00	0.00	0.00	0.00	118,000.00	0.00	0.00
Extraordinary and Miscellaneous Expenses	5021003000	118,000.00	0.00	118,000.00	118,000.00	0.00																	


Department : State Universities and Colleges (SUCs)
 Agency : Romblon State University
 Operating Unit : < not applicable >
 Organization Code (UACS) : 08 047 000000
 Fund Cluster : 01 Regular Agency Fund

X	Current Year Appropriations
	Supplemental Appropriations
	Continuing Appropriations

(e.g. UACS Fund Cluster: 01-Regular Agency Fund, 02-Foreign Assisted Projects Fund, 03-Special Account-Locally Funded/Domestic Grants Fund, and 04-Special Account-Foreign Assisted/Foreign Grants Fund)


Particulars	UACS CODE	Appropriations			Allotments			Obligations							Disbursements					Balances					
		Authorized Appropriations	Adjustments (Transfer To/From, Modifications/ Augmentations)	Adjusted Appropriations	Allotments Received	Adjustments (Reductions, Modifications/ Augmentations)	Transfer To	Transfer From	Adjusted Allotments	1st Quarter Ending March 31	2nd Quarter Ending June 30	3rd Quarter Ending Sept. 30	4th Quarter Ending Dec. 31	TOTAL	1st Quarter Ending March 31	2nd Quarter Ending June 30	3rd Quarter Ending Sept. 30	4th Quarter Ending Dec. 31	TOTAL	Unreleased Appropriations	Unobligated Allotments	Unpaid Obligations (15-20)-(23+24)			
																						Due and Demandable	Not Yet Due and Demandable		
1	2	3	4	5=(3+4)	6	7	8	9	10=[(6+(-)7)-8+9]	11	12	13	14	15=(11+12+13+14)	16	17	18	19	20=(16+17+18+19)	21=(5-10)	22=(10-15)	23	24		
Subsides - Others	5021499000	122,709,000.00	0.00	122,709,000.00	0.00	0.00	0.00	0.00	0.00	0.00	0.00	0.00	0.00	0.00	0.00	0.00	0.00	0.00	0.00	0.00	122,709,000.00	0.00	0.00	0.00	0.00
Taxes, Insurance Premiums and Other Fees	5021500000	250,000.00	0.00	250,000.00	250,000.00	0.00	0.00	0.00	250,000.00	28,575.00	0.00	0.00	0.00	28,575.00	28,575.00	0.00	0.00	0.00	28,575.00	0.00	221,425.00	0.00	0.00	0.00	0.00
Fidelity Bond Premiums	5021502000	100,000.00	0.00	100,000.00	100,000.00	0.00	0.00	0.00	100,000.00	28,575.00	0.00	0.00	0.00	28,575.00	28,575.00	0.00	0.00	0.00	28,575.00	0.00	71,425.00	0.00	0.00	0.00	0.00
Insurance Expenses	5021503000	150,000.00	0.00	150,000.00	150,000.00	0.00	0.00	0.00	150,000.00	0.00	0.00	0.00	0.00	0.00	0.00	0.00	0.00	0.00	0.00	0.00	150,000.00	0.00	0.00	0.00	0.00
Other Maintenance and Operating Expenses	5029900000	11,705,000.00	41,415.25	11,746,415.25	1,505,000.00	41,415.25	0.00	0.00	1,546,415.25	1,132,646.35	0.00	0.00	0.00	1,132,646.35	1,092,146.35	0.00	0.00	0.00	1,092,146.35	0.00	10,200,000.00	413,768.90	0.00	40,500.00	0.00
Advertising Expenses	5029901000	0.00	15,000.00	15,000.00	0.00	15,000.00	0.00	0.00	15,000.00	15,000.00	0.00	0.00	0.00	15,000.00	15,000.00	0.00	0.00	0.00	15,000.00	0.00	0.00	0.00	0.00	0.00	0.00
Printing and Publication Expenses	5029902000	240,000.00	(15,000.00)	225,000.00	240,000.00	(15,000.00)	0.00	0.00	225,000.00	4,471.00	0.00	0.00	0.00	4,471.00	4,471.00	0.00	0.00	0.00	4,471.00	0.00	220,529.00	0.00	0.00	0.00	0.00
Representation Expenses	5029903000	615,000.00	0.00	615,000.00	615,000.00	0.00	0.00	0.00	615,000.00	578,992.10	0.00	0.00	0.00	578,992.10	578,992.10	0.00	0.00	0.00	578,992.10	0.00	36,007.90	0.00	0.00	0.00	0.00
Transportation and Delivery Expenses	5029904000	150,000.00	0.00	150,000.00	150,000.00	0.00	0.00	0.00	150,000.00	73,772.00	0.00	0.00	0.00	73,772.00	73,772.00	0.00	0.00	0.00	73,772.00	0.00	76,228.00	0.00	0.00	0.00	0.00
Membership Dues and Contributions to Organizations	5029906000	500,000.00	0.00	500,000.00	500,000.00	0.00	0.00	0.00	500,000.00	419,000.00	0.00	0.00	0.00	419,000.00	419,000.00	0.00	0.00	0.00	419,000.00	0.00	81,000.00	0.00	0.00	0.00	0.00
Subscription Expenses	5029907000	0.00	41,415.25	41,415.25	0.00	41,415.25	0.00	0.00	41,415.25	41,411.25	0.00	0.00	0.00	41,411.25	911.25	0.00	0.00	0.00	911.25	0.00	4.00	0.00	0.00	40,500.00	0.00
Other Subscription Expenses	5029907999	0.00	41,415.25	41,415.25	0.00	41,415.25	0.00	0.00	41,415.25	41,411.25	0.00	0.00	0.00	41,411.25	911.25	0.00	0.00	0.00	911.25	0.00	4.00	0.00	0.00	40,500.00	0.00
Other Maintenance and Operating Expenses	5029999000	10,200,000.00	0.00	10,200,000.00	0.00	0.00	0.00	0.00	0.00	0.00	0.00	0.00	0.00	0.00	0.00	0.00	0.00	0.00	0.00	0.00	10,200,000.00	0.00	0.00	0.00	0.00
Other Maintenance and Operating Expenses	5029999099	10,200,000.00	0.00	10,200,000.00	0.00	0.00	0.00	0.00	0.00	0.00	0.00	0.00	0.00	0.00	0.00	0.00	0.00	0.00	0.00	0.00	10,200,000.00	0.00	0.00	0.00	0.00
Capital Outlays	5060400000	765,300,000.00	0.00	765,300,000.00	750,000,000.00	0.00	0.00	0.00	750,000,000.00	0.00	0.00	0.00	0.00	0.00	0.00	0.00	0.00	0.00	0.00	0.00	15,300,000.00	750,000,000.00	0.00	0.00	0.00
Property, Plant and Equipment Outlay	5060400000	765,300,000.00	0.00	765,300,000.00	750,000,000.00	0.00	0.00	0.00	750,000,000.00	0.00	0.00	0.00	0.00	0.00	0.00	0.00	0.00	0.00	0.00	0.00	15,300,000.00	750,000,000.00	0.00	0.00	0.00
Buildings and Other Structures	5060404000	6,885,000.00	0.00	6,885,000.00	0.00	0.00	0.00	0.00	0.00	0.00	0.00	0.00	0.00	0.00	0.00	0.00	0.00	0.00	0.00	0.00	6,885,000.00	0.00	0.00	0.00	0.00
School Buildings	5060404002	6,885,000.00	0.00	6,885,000.00	0.00	0.00	0.00	0.00	0.00	0.00	0.00	0.00	0.00	0.00	0.00	0.00	0.00	0.00	0.00	0.00	6,885,000.00	0.00	0.00	0.00	0.00
Machinery and Equipment Outlay	5060405000	756,885,000.00	0.00	756,885,000.00	750,000,000.00	0.00	0.00	0.00	750,000,000.00	0.00	0.00	0.00	0.00	0.00	0.00	0.00	0.00	0.00	0.00	0.00	6,885,000.00	750,000,000.00	0.00	0.00	0.00
Other Machinery and Equipment	5060405099	756,885,000.00	0.00	756,885,000.00	750,000,000.00	0.00	0.00	0.00	750,000,000.00	0.00	0.00	0.00	0.00	0.00	0.00	0.00	0.00	0.00	0.00	0.00	6,885,000.00	750,000,000.00	0.00	0.00	0.00
Furniture, Fixtures and Books Outlay	5060407000	1,530,000.00	0.00	1,530,000.00	0.00	0.00	0.00	0.00	0.00	0.00	0.00	0.00	0.00	0.00	0.00	0.00	0.00	0.00	0.00	0.00	1,530,000.00	0.00	0.00	0.00	0.00
Furniture and Fixtures	5060407001	1,530,000.00	0.00	1,530,000.00	0.00	0.00	0.00	0.00	0.00	0.00	0.00	0.00	0.00	0.00	0.00	0.00	0.00	0.00	0.00	0.00	1,530,000.00	0.00	0.00	0.00	0.00
B. AUTOMATIC APPROPRIATIONS		19,972,000.00	0.00	19,972,000.00	19,972,000.00	0.00	0.00	0.00	19,972,000.00	4,796,289.66	0.00	0.00	0.00	4,796,289.66	4,796,289.66	0.00	0.00	0.00	4,796,289.66	0.00	15,175,710.34	0.00	0.00	0.00	0.00
Retirement and Life Insurance Premiums		19,972,000.00	0.00	19,972,000.00	19,972,000.00	0.00	0.00	0.00	19,972,000.00	4,796,289.66	0.00	0.00	0.00	4,796,289.66	4,796,289.66	0.00	0.00	0.00	4,796,289.66	0.00	15,175,710.34	0.00	0.00	0.00	0.00
C. SPECIAL PURPOSE FUNDS		0.00	261,637.00	261,637.00	0.00	261,637.00	0.00	0.00	261,637.00	261,637.00	0.00	0.00	0.00	261,637.00	261,637.00	0.00	0.00	0.00	261,637.00	0.00	0.00	0.00	0.00	0.00	0.00
Pension and Gratuity Fund		0.00	261,637.00	261,637.00	0.00	261,637.00	0.00	0.00	261,637.00	261,637.00	0.00	0.00	0.00	261,637.00	261,637.00	0.00	0.00	0.00	261,637.00	0.00	0.00	0.00	0.00	0.00	0.00
Other Personnel Benefits	5010400000	0.00	261,637.00	261,637.00	0.00	261,637.00	0.00	0.00	261,637.00	261,637.00	0.00	0.00	0.00	261,637.00	261,637.00	0.00	0.00	0.00	261,637.00	0.00	0.00	0.00	0.00	0.00	0.00
Terminal Leave Benefits		0.00	261,637.00	261,637.00	0.00	261,637.00	0.00	0.00	261,637.00	261,637.00	0.00	0.00	0.00	261,637.00	261,637.00	0.00	0.00	0.00	261,637.00	0.00	0.00	0.00	0.00	0.00	0.00
Terminal Leave Benefits - Civilian	5010403001	0.00	261,637.00	261,637.00	0.00	261,637.00	0.00	0.00	261,637.00	261,637.00	0.00	0.00	0.00	261,637.00	261,637.00	0.00	0.00	0.00	261,637.00	0.00	0.00	0.00	0.00	0.00	0.00
GRAND TOTAL		1,189,679,000.00	261,637.00	1,189,940,637.00	1,019,728,000.00	261,637.00	0.00	0.00	1,019,989,637.00	57,158,939.36	0.00	0.00	0.00	57,158,939.36	55,152,403.27	0.00	0.00	0.00	55,152,403.27	189,951,000.00	962,830,697.64	0.00	2,006,536.09	0.00	

Certified Correct:

 LOU V. FOJAS, CPA
 Budget Officer
 Date: 2022-04-04 15:35:45

Certified Correct:

 CYNTHIA R. LAYNEA, CPA
 Accountant III
 Date: 2022-04-04 15:35:45

Recommending Approval:

 TOMAS T. FAMILIAL, CPA, DBA
 Vice President, Administration & Finance
 Date: 2022-04-04 15:36:33

Approved By:

 MERIAN P. ATAJAY-MANI, ED.D., CESE
 University President
 Date: 2022-04-04 15:40:34