

**STATEMENT OF APPROVED BUDGET, UTILIZATIONS, DISBURSEMENTS AND BALANCES**  
**(For Off-Budgetary Funds)**  
**As at the Quarter Ending March 31, 2022**

Department : State Universities and Colleges (SUCs)

Agency/Entity : Romblon State University

Operating Unit : < not applicable >

Organization Code (UACS) : 08 047 0000000

Fund Cluster : 05 Internally Generated Funds

(e.g. UACS Fund Cluster: 05-Internally Generated Funds and 06-Business Related Funds)

Particulars	UACS CODE	Approved Budget			Utilizations					Disbursements					Balances		
		Approved Budgeted Revenue	Adjustments (Reductions, Modifications/)	Adjusted Budgeted Revenue	1st Quarter Ending March 31	2nd Quarter Ending June 30	3rd Quarter Ending Sept. 30	4th Quarter Ending Dec. 31	Total	1st Quarter Ending March 31	2nd Quarter Ending June 30	3rd Quarter Ending Sept. 30	4th Quarter Ending Dec. 31	TOTAL	Unutilized Budget	Unpaid Obligations	
																Due and Demandable	Not Yet Due and Demandable
1	2	3	4	5=[(3+(-)4)]	6	7	8	9	10=(6+7+8+9)	11	12	13	14	15=(11+12+13+14)	16=(5-10)	17	18
General Administration and Support	1000000000000000	12,427,256.00	0.00	12,427,256.00	3,359,669.44	0.00	0.00	0.00	3,359,669.44	1,578,622.37	0.00	0.00	0.00	1,578,622.37	9,067,586.56	0.00	1,781,047.07
General Management and Supervision	100000100001000	12,427,256.00	0.00	12,427,256.00	3,359,669.44	0.00	0.00	0.00	3,359,669.44	1,578,622.37	0.00	0.00	0.00	1,578,622.37	9,067,586.56	0.00	1,781,047.07
PS		200,000.00	0.00	200,000.00	17,086.94	0.00	0.00	0.00	17,086.94	17,086.94	0.00	0.00	0.00	17,086.94	182,913.06	0.00	0.00
MOOE		4,232,988.00	0.00	4,232,988.00	1,989,430.62	0.00	0.00	0.00	1,989,430.62	1,561,535.43	0.00	0.00	0.00	1,561,535.43	2,243,557.38	0.00	427,895.19
CO		7,994,268.00	0.00	7,994,268.00	1,353,151.88	0.00	0.00	0.00	1,353,151.88	0.00	0.00	0.00	0.00	0.00	6,641,116.12	0.00	1,353,151.88
Sub-Total, General Administration and Support		12,427,256.00	0.00	12,427,256.00	3,359,669.44	0.00	0.00	0.00	3,359,669.44	1,578,622.37	0.00	0.00	0.00	1,578,622.37	9,067,586.56	0.00	1,781,047.07
PS		200,000.00	0.00	200,000.00	17,086.94	0.00	0.00	0.00	17,086.94	17,086.94	0.00	0.00	0.00	17,086.94	182,913.06	0.00	0.00
MOOE		4,232,988.00	0.00	4,232,988.00	1,989,430.62	0.00	0.00	0.00	1,989,430.62	1,561,535.43	0.00	0.00	0.00	1,561,535.43	2,243,557.38	0.00	427,895.19
FinEx (If Applicable)		0.00	0.00	0.00	0.00	0.00	0.00	0.00	0.00	0.00	0.00	0.00	0.00	0.00	0.00	0.00	0.00
CO		7,994,268.00	0.00	7,994,268.00	1,353,151.88	0.00	0.00	0.00	1,353,151.88	0.00	0.00	0.00	0.00	0.00	6,641,116.12	0.00	1,353,151.88
Support to Operations	2000000000000000	4,033,385.00	0.00	4,033,385.00	637,184.56	0.00	0.00	0.00	637,184.56	637,184.56	0.00	0.00	0.00	637,184.56	3,396,200.44	0.00	0.00
Auxiliary Services	200000100001000	4,033,385.00	0.00	4,033,385.00	637,184.56	0.00	0.00	0.00	637,184.56	637,184.56	0.00	0.00	0.00	637,184.56	3,396,200.44	0.00	0.00
PS		0.00	0.00	0.00	0.00	0.00	0.00	0.00	0.00	0.00	0.00	0.00	0.00	0.00	0.00	0.00	0.00
MOOE		2,293,385.00	0.00	2,293,385.00	637,184.56	0.00	0.00	0.00	637,184.56	637,184.56	0.00	0.00	0.00	637,184.56	1,656,200.44	0.00	0.00
CO		1,740,000.00	0.00	1,740,000.00	0.00	0.00	0.00	0.00	0.00	0.00	0.00	0.00	0.00	0.00	1,740,000.00	0.00	0.00
Sub-Total, Support to Operations		4,033,385.00	0.00	4,033,385.00	637,184.56	0.00	0.00	0.00	637,184.56	637,184.56	0.00	0.00	0.00	637,184.56	3,396,200.44	0.00	0.00
PS		0.00	0.00	0.00	0.00	0.00	0.00	0.00	0.00	0.00	0.00	0.00	0.00	0.00	0.00	0.00	0.00
MOOE		2,293,385.00	0.00	2,293,385.00	637,184.56	0.00	0.00	0.00	637,184.56	637,184.56	0.00	0.00	0.00	637,184.56	1,656,200.44	0.00	0.00
FinEx (If Applicable)		0.00	0.00	0.00	0.00	0.00	0.00	0.00	0.00	0.00	0.00	0.00	0.00	0.00	0.00	0.00	0.00
CO		1,740,000.00	0.00	1,740,000.00	0.00	0.00	0.00	0.00	0.00	0.00	0.00	0.00	0.00	0.00	1,740,000.00	0.00	0.00
Operations	3000000000000000	32,377,908.77	0.00	32,377,908.77	10,141,887.36	0.00	0.00	0.00	10,141,887.36	7,794,470.01	0.00	0.00	0.00	7,794,470.01	22,236,021.41	0.00	2,347,417.35
OO : Relevant and quality tertiary education ensured to achieve inclusive growth and access of poor but deserving students to quality tertiary education increased	3100000000000000	23,307,058.97	0.00	23,307,058.97	8,391,805.27	0.00	0.00	0.00	8,391,805.27	7,099,247.92	0.00	0.00	0.00	7,099,247.92	14,915,253.70	0.00	1,292,557.35
HIGHER EDUCATION PROGRAM	3101000000000000	23,307,058.97	0.00	23,307,058.97	8,391,805.27	0.00	0.00	0.00	8,391,805.27	7,099,247.92	0.00	0.00	0.00	7,099,247.92	14,915,253.70	0.00	1,292,557.35
Provision of Higher Education Services	310100100002000	23,307,058.97	0.00	23,307,058.97	8,391,805.27	0.00	0.00	0.00	8,391,805.27	7,099,247.92	0.00	0.00	0.00	7,099,247.92	14,915,253.70	0.00	1,292,557.35
PS		722,400.00	0.00	722,400.00	94,661.00	0.00	0.00	0.00	94,661.00	94,661.00	0.00	0.00	0.00	94,661.00	627,739.00	0.00	0.00
MOOE		19,888,168.97	0.00	19,888,168.97	7,082,987.89	0.00	0.00	0.00	7,082,987.89	6,694,286.92	0.00	0.00	0.00	6,694,286.92	12,805,181.08	0.00	388,700.97

Department : State Universities and Colleges (SUCs)  
 Agency/Entity : Romblon State University  
 Operating Unit : < not applicable >  
 Organization Code (UACS) : 08 047 0000000  
 Fund Cluster : 05 Internally Generated Funds

(e.g. UACS Fund Cluster: 05-Internally Generated Funds and 06-Business Related Funds)

Particulars	UACS CODE	Approved Budget			Utilizations					Disbursements					Balances			
		Approved Budgeted Revenue	Adjustments (Reductions, Modifications/	Adjusted Budgeted Revenue	1st Quarter Ending March 31	2nd Quarter Ending June 30	3rd Quarter Ending Sept. 30	4th Quarter Ending Dec. 31	Total	1st Quarter Ending March 31	2nd Quarter Ending June 30	3rd Quarter Ending Sept. 30	4th Quarter Ending Dec. 31	TOTAL	Unutilized Budget	Unpaid Obligations		
																Due and Demandable	Not Yet Due and Demandable	
1	2	3	4	5=[(3+(-)4)]	6	7	8	9	10=(6+7+8+9)	11	12	13	14	15=(11+12+13+14)	16=(5-10)	17	18	
CO		2,696,490.00	0.00	2,696,490.00	1,214,156.38	0.00	0.00	0.00	0.00	1,214,156.38	310,300.00	0.00	0.00	0.00	310,300.00	1,482,333.62	0.00	903,856.38
OO : Higher education research improved to promote economic productivity and innovation	3200000000000000	5,128,564.80	0.00	5,128,564.80	1,616,951.95	0.00	0.00	0.00	0.00	1,616,951.95	562,091.95	0.00	0.00	0.00	562,091.95	3,511,612.85	0.00	1,054,860.00
ADVANCED EDUCATION PROGRAM	3201000000000000	547,127.80	0.00	547,127.80	103,827.80	0.00	0.00	0.00	0.00	103,827.80	103,827.80	0.00	0.00	0.00	103,827.80	443,300.00	0.00	0.00
Provision of Advanced Education Services	320100100001000	547,127.80	0.00	547,127.80	103,827.80	0.00	0.00	0.00	0.00	103,827.80	103,827.80	0.00	0.00	0.00	103,827.80	443,300.00	0.00	0.00
PS		500,000.00	0.00	500,000.00	56,700.00	0.00	0.00	0.00	0.00	56,700.00	56,700.00	0.00	0.00	0.00	56,700.00	443,300.00	0.00	0.00
MOOE		47,127.80	0.00	47,127.80	47,127.80	0.00	0.00	0.00	0.00	47,127.80	47,127.80	0.00	0.00	0.00	47,127.80	0.00	0.00	0.00
CO		0.00	0.00	0.00	0.00	0.00	0.00	0.00	0.00	0.00	0.00	0.00	0.00	0.00	0.00	0.00	0.00	0.00
RESEARCH PROGRAM	3202000000000000	4,581,437.00	0.00	4,581,437.00	1,513,124.15	0.00	0.00	0.00	0.00	1,513,124.15	458,264.15	0.00	0.00	0.00	458,264.15	3,068,312.85	0.00	1,054,860.00
Conduct of Research Services	320200100001000	4,581,437.00	0.00	4,581,437.00	1,513,124.15	0.00	0.00	0.00	0.00	1,513,124.15	458,264.15	0.00	0.00	0.00	458,264.15	3,068,312.85	0.00	1,054,860.00
PS		0.00	0.00	0.00	0.00	0.00	0.00	0.00	0.00	0.00	0.00	0.00	0.00	0.00	0.00	0.00	0.00	0.00
MOOE		952,940.00	0.00	952,940.00	219,627.15	0.00	0.00	0.00	0.00	219,627.15	206,764.15	0.00	0.00	0.00	206,764.15	733,312.85	0.00	12,863.00
CO		3,628,497.00	0.00	3,628,497.00	1,293,497.00	0.00	0.00	0.00	0.00	1,293,497.00	251,500.00	0.00	0.00	0.00	251,500.00	2,335,000.00	0.00	1,041,997.00
OO : Community engagement increased	3300000000000000	3,942,285.00	0.00	3,942,285.00	133,130.14	0.00	0.00	0.00	0.00	133,130.14	133,130.14	0.00	0.00	0.00	133,130.14	3,809,154.86	0.00	0.00
TECHNICAL ADVISORY EXTENSION PROGRAM	3301000000000000	3,942,285.00	0.00	3,942,285.00	133,130.14	0.00	0.00	0.00	0.00	133,130.14	133,130.14	0.00	0.00	0.00	133,130.14	3,809,154.86	0.00	0.00
Provision of Extension Services	330100100001000	3,942,285.00	0.00	3,942,285.00	133,130.14	0.00	0.00	0.00	0.00	133,130.14	133,130.14	0.00	0.00	0.00	133,130.14	3,809,154.86	0.00	0.00
PS		0.00	0.00	0.00	0.00	0.00	0.00	0.00	0.00	0.00	0.00	0.00	0.00	0.00	0.00	0.00	0.00	0.00
MOOE		632,785.00	0.00	632,785.00	133,130.14	0.00	0.00	0.00	0.00	133,130.14	133,130.14	0.00	0.00	0.00	133,130.14	499,654.86	0.00	0.00
CO		3,309,500.00	0.00	3,309,500.00	0.00	0.00	0.00	0.00	0.00	0.00	0.00	0.00	0.00	0.00	0.00	3,309,500.00	0.00	0.00
Sub-Total, Operations		32,377,908.77	0.00	32,377,908.77	10,141,887.36	0.00	0.00	0.00	0.00	10,141,887.36	7,794,470.01	0.00	0.00	0.00	7,794,470.01	22,236,021.41	0.00	2,347,417.35
PS		1,222,400.00	0.00	1,222,400.00	151,361.00	0.00	0.00	0.00	0.00	151,361.00	151,361.00	0.00	0.00	0.00	151,361.00	1,071,039.00	0.00	0.00
MOOE		21,521,021.77	0.00	21,521,021.77	7,482,872.98	0.00	0.00	0.00	0.00	7,482,872.98	7,081,309.01	0.00	0.00	0.00	7,081,309.01	14,038,148.79	0.00	401,563.97
FinEx (if Applicable)		0.00	0.00	0.00	0.00	0.00	0.00	0.00	0.00	0.00	0.00	0.00	0.00	0.00	0.00	0.00	0.00	0.00
CO		9,634,487.00	0.00	9,634,487.00	2,507,653.38	0.00	0.00	0.00	0.00	2,507,653.38	561,800.00	0.00	0.00	0.00	561,800.00	7,126,833.62	0.00	1,945,853.38
GRAND TOTAL		48,838,549.77	0.00	48,838,549.77	14,138,741.36	0.00	0.00	0.00	0.00	14,138,741.36	10,010,276.94	0.00	0.00	0.00	10,010,276.94	34,699,808.41	0.00	4,128,464.42
PS		1,422,400.00	0.00	1,422,400.00	168,447.94	0.00	0.00	0.00	0.00	168,447.94	168,447.94	0.00	0.00	0.00	168,447.94	1,253,952.06	0.00	0.00
MOOE		28,047,394.77	0.00	28,047,394.77	10,109,488.16	0.00	0.00	0.00	0.00	10,109,488.16	9,280,029.00	0.00	0.00	0.00	9,280,029.00	17,937,906.61	0.00	829,459.16
FinEx (if Applicable)		0.00	0.00	0.00	0.00	0.00	0.00	0.00	0.00	0.00	0.00	0.00	0.00	0.00	0.00	0.00	0.00	0.00
CO		19,368,755.00	0.00	19,368,755.00	3,860,805.26	0.00	0.00	0.00	0.00	3,860,805.26	561,800.00	0.00	0.00	0.00	561,800.00	15,507,949.74	0.00	3,299,005.26


This report was generated using the Unified Reporting System on 20/04/2022 11:42 version.FAR2.1.1 ; Status : SUBMITTED

Page 2 of 2


Certified Correct:

  
**LOU V. FOJA, CPA**  
 Budget Officer  
 Date: 2022-04-20 11:42:20


Certified Correct:

  
**CYNTHIA R. LAYNEA, CPA**  
 Accountant III  
 Date: 2022-04-20 11:42:20

Recommending Approval

By:   
**TOMAS T. FAMILIAL, CPA, DBA**  
 Vice President, Administration & Finance  
 Date: 2022-04-20 11:42:26

Approved By:

  
**MERIAN P. CATAJAY-MANI, ED.D., CESE**  
 University President  
 Date: 2022-04-20 11:42:32