




STATEMENT OF APPROPRIATIONS, ALLOTMENTS, OBLIGATIONS, DISBURSEMENTS AND BALANCES
As of the Quarter Ending December 31, 2019

Department : STATE UNIVERSITIES AND COLLEGES
 Agency : ROMBLON STATE UNIVERSITY
 Operating Unit :
 Organization Code (UACS) : 08 047 00 00000
 Funding Source Code : 101

	Current Year Appropriations
	Supplemental Appropriations
	Continuing Appropriations

Particulars	UACS CODE	Appropriations			Allotments			Current Year Obligations					Current Year Disbursements					Balances				
		Authorized Appropriation	Adjustments (Transfer To/From, Realignment)	Adjusted Appropriations	Allotments Received	Adjustments (Withdrawal, Realignment)	Adjusted Total Allotments	1st Quarter	2nd Quarter	3rd Quarter	4th Quarter	Total	1st Quarter	2nd Quarter	Period	4th Quarter	Total	Unreleased Appropriations	Unobligated Allotment	Unpaid Obligations (15-20) = (23+24)		
								Ending March 31	Ending June 30	Ending September 30	Ending Dec. 31		Ending March 31	Ending June 30	Ending September 30	Ending Dec. 31				Due and Demandable	Not Yet Due and Demandable	
1	2	3	4	5=(3+4)	6	7	10=([6+(-)7]-8+9)	11	12	13	14	15=(11+12+13+14)	16	17	18	19	20=(16+17+18+19)	21=(5-10)	22=(10-15)	23	24	
I. Agency Specific Budget	1 01 101																					
General Administration and Support	1 00 000000	1,312,918.20		1,312,918.20	1,312,918.20	-	1,312,918.20	-	354,811.74	958,106.46	-	1,312,918.20	-	354,811.74	939,782.96	18,323.50	1,312,918.20	-	-	-	-	-
General Management and Supervision	1 00 010000	1,312,918.20		1,312,918.20	1,312,918.20	-	1,312,918.20	-	354,811.74	958,106.46	-	1,312,918.20	-	354,811.74	939,782.96	18,323.50	1,312,918.20	-	-	-	-	-
PS																						
MOOE		1,312,918.20		1,312,918.20	1,312,918.20		1,312,918.20		354,811.74	958,106.46		1,312,918.20		354,811.74	939,782.96	18,323.50	1,312,918.20					
Fin Exp. (if applicable)																						
CO																						
Administration of Personnel Benefits																						
PS	2 00 000000	215,779.36		215,779.36	215,779.36		215,779.36		54,473.22	161,306.14		215,779.36		54,473.22	161,306.14		215,779.36					
Support to Operations	2 00 010000	215,779.36		215,779.36	215,779.36		215,779.36		54,473.22	161,306.14		215,779.36		54,473.22	161,306.14		215,779.36					
Auxiliary Services																						
PS																						
MOOE		215,779.36		215,779.36	215,779.36		215,779.36		54,473.22	161,306.14		215,779.36		54,473.22	161,306.14		215,779.36					
Fin Exp. (if applicable)																						
CO																						
Operations	3 00 000000	7,040,210.47		7,040,210.47	7,040,210.47		7,040,210.47		734,428.96	782,767.67	5,343,492.50	6,860,689.13		695,778.96	396,813.67	424,604.00	1,517,196.63		179,521.34	2,127,887.50	3,215,605.00	
MFO 1 - Higher Education Services	3 01 000000	6,793,220.47		6,793,220.47	6,793,220.47		6,793,220.47		704,186.74	566,019.89	5,343,492.50	6,613,699.13		665,536.74	180,065.89	424,604.00	1,270,206.63		179,521.34	2,127,887.50	3,215,605.00	
Provision of Higher Education Services including P28,785,000 for Scholarship of Poor and Deserving Students	3 01 01 0000	6,793,220.47		6,793,220.47	6,793,220.47		6,793,220.47		704,186.74	566,019.89	5,343,492.50	6,613,699.13		665,536.74	180,065.89	424,604.00	1,270,206.63		179,521.34	2,127,887.50	3,215,605.00	
PS																						
MOOE		1,270,206.63		1,270,206.63	1,270,206.63		1,270,206.63		704,186.74	566,019.89		1,270,206.63		665,536.74	180,065.89	424,604.00	1,270,206.63					
Fin Exp. (if applicable)																						
CO																						
MFO 2 - Advanced Education Services	3 02 000000	5,523,013.84		5,523,013.84	5,523,013.84		5,523,013.84				5,343,492.50	5,343,492.50							179,521.34	2,127,887.50	3,215,605.00	
Provision of Advanced Education Services	3 02 01 0000	246,990.00		246,990.00	246,990.00		246,990.00		30,242.22	216,747.78		246,990.00		30,242.22	216,747.78		246,990.00					
PS																						
MOOE		246,990.00		246,990.00	246,990.00		246,990.00		30,242.22	216,747.78		246,990.00		30,242.22	216,747.78		246,990.00					
Fin Exp. (if applicable)																						
CO																						
Locally-Funded Project(s)									52,175.00	165,490.00												
MFO 1 - Higher Education Services									52,175.00	165,490.00												
Provision of Higher Education Services including P28,785,000 for Scholarship of Poor and Deserving Students		1,856,553.94		1,856,553.94	1,856,553.94		1,856,553.94	52,175.00	165,490.00	407,935.00	744,555.00	1,370,155.00	52,175.00	165,490.00	407,935.00	297,555.00	923,155.00		486,398.94	447,000.00		
PS																						
MOOE																						
Fin Exp. (if applicable)																						
CO		1,856,553.94		1,856,553.94	1,856,553.94		1,856,553.94	52,175.00	165,490.00	407,935.00	744,555.00	1,370,155.00	52,175.00	165,490.00	407,935.00	297,555.00	923,155.00		486,398.94	447,000.00		
Sub-Total, Agency Specific Budget		10,425,461.97		10,425,461.97	10,425,461.97		10,425,461.97	52,175.00	1,309,203.92	2,310,115.27	6,088,047.50	9,759,541.69	52,175.00	1,270,553.92	1,905,837.77	740,482.50	3,969,049.19		665,920.28	2,574,887.50	5,790,492.50	
PS																						
MOOE		3,045,894.19		3,045,894.19	3,045,894.19		3,045,894.19		1,143,713.92	1,902,180.27		3,045,894.19		1,105,063.92	1,497,902.77	442,927.50	3,045,894.19					
Fin Exp. (if applicable)																						
CO		7,379,567.78		7,379,567.78	7,379,567.78		7,379,567.78	52,175.00	165,490.00	407,935.00	6,088,047.50	6,713,647.50	52,175.00	165,490.00	407,935.00	297,555.00	923,155.00		665,920.28	2,574,887.50	5,790,492.50	
GRAND TOTAL		10,425,461.97		10,425,461.97	10,425,461.97		10,425,461.97	52,175.00	1,309,203.92	2,310,115.27	6,088,047.50	9,759,541.69	52,175.00	1,270,553.92	1,905,837.77	740,482.50	3,969,049.19		665,920.28	2,574,887.50	5,790,492.50	
PS																						
MOOE		3,045,894.19		3,045,894.19	3,045,894.19		3,045,894.19		1,143,713.92	1,902,180.27		3,045,894.19		1,105,063.92	1,497,902.77	442,927.50	3,045,894.19					
Fin Exp. (if applicable)																						
CO		7,379,567.78		7,379,567.78	7,379,567.78		7,379,567.78	52,175.00	165,490.00	407,935.00	6,088,047.50	6,713,647.50	52,175.00	165,490.00	407,935.00	297,555.00	923,155.00		665,920.28	2,574,887.50	5,790,492.50	

<p>Certified Correct:</p>  LOU V. POJA, CPA Budget Officer Date: _____	<p>Certified Correct:</p>  CYNTHIA R. LAYNEA, CPA Chief Accountant Date: _____	<p>Approved By:</p>  ARNULFO F. DE LUNA, Ph.D. Agency Head/Department Secretary Date: _____
--	---	--