

SUMMARY OF APPROPRIATIONS, ALLOTMENTS, OBLIGATIONS, DISBURSEMENTS AND BALANCES BY OBJECT OF EXPENDITURES
As at the Quarter Ending December 31, 2021

Department: State Universities and Colleges (SUCs)
 Agency/Entity: Romblon State University
 Operating Unit: < not applicable >
 Organization Code (UACS): 08 047 000000
 Fund Cluster: 01 Regular Agency Fund
 (e.g. UACS Fund Cluster: 01-Regular Agency Fund, 02-Foreign Assisted Projects Fund, 03-Special Account-Locally Funded/Domestic Grants Fund, and 04-Special Account-Foreign Assisted/Foreign Grants Fund)

	Current Year Appropriations
	Supplemental Appropriations
X	Continuing Appropriations

Particulars	UACS CODE	Appropriations			Allotments			Obligations					Disbursements					Balances						
		Authorized Appropriations	Adjustments (Transfer To/From, Modifications/ Augmentations)	Adjusted Appropriations	Allotments Received	Adjustments (Reductions, Modifications/ Augmentations)	Transfer To	Transfer From	Adjusted Allotments	1st Quarter Ending March 31	2nd Quarter Ending June 30	3rd Quarter Ending Sept. 30	4th Quarter Ending Dec. 31	TOTAL	1st Quarter Ending March 31	2nd Quarter Ending June 30	3rd Quarter Ending Sept. 30	4th Quarter Ending Dec. 31	TOTAL	Unreleased Appropriations	Unobligated Allotments	Unpaid Obligations (15-20)=(23+24)		
		3	4	5=(3+4)	6	7	8	9	10=[(6+(-17) -8+9)]	11	12	13	14	15=(11+12+13+14)	16	17	18	19	20=(16+17+18+19)	21=(5-10)	22=(10-15)	23	24	
SUMMARY		8,192,324.87	0.00	8,192,324.87	8,024,609.87	0.00	0.00	0.00	8,024,609.87	3,147,921.16	1,789,132.00	349,726.00	1,839,475.66	7,126,254.85	838,171.77	1,479,392.00	349,726.00	1,376,249.39	4,043,539.16	167,715.00	898,355.02	0.00	3,082,715.69	
I. CONTINUING APPROPRIATIONS		8,192,324.87	0.00	8,192,324.87	8,024,609.87	0.00	0.00	0.00	8,024,609.87	3,147,921.16	1,789,132.00	349,726.00	1,839,475.66	7,126,254.85	838,171.77	1,479,392.00	349,726.00	1,376,249.39	4,043,539.16	167,715.00	898,355.02	0.00	3,082,715.69	
Agency Specific Budget		8,192,324.87	0.00	8,192,324.87	8,024,609.87	0.00	0.00	0.00	8,024,609.87	3,147,921.16	1,789,132.00	349,726.00	1,839,475.66	7,126,254.85	838,171.77	1,479,392.00	349,726.00	1,376,249.39	4,043,539.16	167,715.00	898,355.02	0.00	3,082,715.69	
Personnel Services		2,088,339.18	0.00	2,088,339.18	1,920,624.18	0.00	0.00	0.00	1,920,624.18	838,171.77	450,892.00	349,726.00	0.00	1,638,789.77	838,171.77	450,892.00	349,726.00	0.00	1,638,789.77	167,715.00	281,834.41	0.00	0.00	
Salaries and Wages	501010000	374,220.08	385,752.66	759,972.73	374,220.08	385,752.66	0.00	0.00	759,972.73	638,808.23	0.00	0.00	0.00	638,808.23	638,808.23	0.00	0.00	0.00	638,808.23	0.00	121,164.50	0.00	0.00	
Salaries and Wages - Regular	501010100	121,079.32	517,728.91	638,808.23	121,079.32	517,728.91	0.00	0.00	638,808.23	638,808.23	0.00	0.00	0.00	638,808.23	638,808.23	0.00	0.00	0.00	638,808.23	0.00	0.00	0.00	0.00	
Basic Salary - Civilian	501010101	121,079.32	517,728.91	638,808.23	121,079.32	517,728.91	0.00	0.00	638,808.23	638,808.23	0.00	0.00	0.00	638,808.23	638,808.23	0.00	0.00	0.00	638,808.23	0.00	0.00	0.00	0.00	
Salaries and Wages - Casual/Contractual	501010200	253,140.76	(131,976.26)	121,164.50	253,140.76	(131,976.26)	0.00	0.00	121,164.50	0.00	0.00	0.00	0.00	0.00	0.00	0.00	0.00	0.00	0.00	0.00	0.00	121,164.50	0.00	0.00
Other Compensation	501020000	1,036,497.18	(398,752.65)	637,744.53	1,036,497.18	(398,752.65)	0.00	0.00	637,744.53	149,363.54	333,000.00	0.00	0.00	482,363.54	149,363.54	333,000.00	0.00	0.00	482,363.54	0.00	155,380.99	0.00	0.00	
Personal Economic Relief Allowance (PERA)	501020100	168,681.01	(152,862.83)	15,818.18	168,681.01	(152,862.83)	0.00	0.00	15,818.18	15,818.18	0.00	0.00	0.00	15,818.18	15,818.18	0.00	0.00	0.00	15,818.18	0.00	0.00	0.00	0.00	
PERA - Civilian	501020101	168,681.01	(152,862.83)	15,818.18	168,681.01	(152,862.83)	0.00	0.00	15,818.18	15,818.18	0.00	0.00	0.00	15,818.18	15,818.18	0.00	0.00	0.00	15,818.18	0.00	0.00	0.00	0.00	
Representation Allowance (RA)	501020200	51,500.00	205,000.00	256,500.00	51,500.00	205,000.00	0.00	0.00	256,500.00	0.00	256,500.00	0.00	0.00	256,500.00	0.00	256,500.00	0.00	0.00	256,500.00	0.00	0.00	0.00	0.00	
Transportation Allowance (TA)	501020300	51,500.00	28,015.92	79,515.92	51,500.00	28,015.92	0.00	0.00	79,515.92	0.00	76,500.00	0.00	0.00	76,500.00	0.00	76,500.00	0.00	0.00	76,500.00	0.00	3,015.92	0.00	0.00	
Clothing/Uniform Allowance	501020400	74,574.63	(74,574.63)	0.00	74,574.63	(74,574.63)	0.00	0.00	0.00	0.00	0.00	0.00	0.00	0.00	0.00	0.00	0.00	0.00	0.00	0.00	0.00	0.00	0.00	
Clothing/Uniform Allowance - Civilian	501020401	74,574.63	(74,574.63)	0.00	74,574.63	(74,574.63)	0.00	0.00	0.00	0.00	0.00	0.00	0.00	0.00	0.00	0.00	0.00	0.00	0.00	0.00	0.00	0.00	0.00	
Subsistence Allowance (SA)	501020500	106,224.37	0.00	106,224.37	106,224.37	0.00	0.00	0.00	106,224.37	0.00	0.00	0.00	0.00	0.00	0.00	0.00	0.00	0.00	0.00	0.00	106,224.37	0.00	0.00	
Subsistence Allowance - Magna Carta for Public Health	501020503	106,224.37	0.00	106,224.37	106,224.37	0.00	0.00	0.00	106,224.37	0.00	0.00	0.00	0.00	0.00	0.00	0.00	0.00	0.00	0.00	0.00	106,224.37	0.00	0.00	
Laundry Allowance (LA)	501020600	9,450.00	0.00	9,450.00	9,450.00	0.00	0.00	0.00	9,450.00	0.00	0.00	0.00	0.00	0.00	0.00	0.00	0.00	0.00	0.00	0.00	9,450.00	0.00	0.00	
Laundry Allowance - Magna Carta Benefits for Public Health	501020604	9,450.00	0.00	9,450.00	9,450.00	0.00	0.00	0.00	9,450.00	0.00	0.00	0.00	0.00	0.00	0.00	0.00	0.00	0.00	0.00	0.00	9,450.00	0.00	0.00	
Honoraria	501021000	27,915.06	0.00	27,915.06	27,915.06	0.00	0.00	0.00	27,915.06	0.00	0.00	0.00	0.00	0.00	0.00	0.00	0.00	0.00	0.00	0.00	27,915.06	0.00	0.00	
Honoraria - Civilian	501021001	27,915.06	0.00	27,915.06	27,915.06	0.00	0.00	0.00	27,915.06	0.00	0.00	0.00	0.00	0.00	0.00	0.00	0.00	0.00	0.00	0.00	27,915.06	0.00	0.00	
Longevity Pay (LP)	501021200	45,000.00	(36,224.36)	8,775.64	45,000.00	(36,224.36)	0.00	0.00	8,775.64	0.00	0.00	0.00	0.00	0.00	0.00	0.00	0.00	0.00	0.00	0.00	8,775.64	0.00	0.00	
Longevity Pay - Civilian	501021201	45,000.00	(36,224.36)	8,775.64	45,000.00	(36,224.36)	0.00	0.00	8,775.64	0.00	0.00	0.00	0.00	0.00	0.00	0.00	0.00	0.00	0.00	0.00	8,775.64	0.00	0.00	
Overtime and Night Pay	501021300	0.00	36,224.36	36,224.36	0.00	36,224.36	0.00	0.00	36,224.36	0.00	0.00	0.00	0.00	0.00	0.00	0.00	0.00	0.00	0.00	0.00	36,224.36	0.00	0.00	
Overtime Pay	501021301	0.00	36,224.36	36,224.36	0.00	36,224.36	0.00	0.00	36,224.36	0.00	0.00	0.00	0.00	0.00	0.00	0.00	0.00	0.00	0.00	0.00	36,224.36	0.00	0.00	
Year-End Bonus	501021400	261,289.65	(176,968.85)	84,321.00	261,289.65	(176,968.85)	0.00	0.00	84,321.00	84,321.00	0.00	0.00	0.00	84,321.00	84,321.00	0.00	0.00	0.00	84,321.00	0.00	0.00	0.00	0.00	

This report was generated using the Unified Reporting System on null version.FAR1A.1.1 ; Status : SUBMITTED

Department: State Universities and Colleges (SUCs)
 Agency/Entity: Romblon State University
 Operating Unit: < not applicable >
 Organization Code (UACS): 08 047 000000
 Fund Cluster: 01 Regular Agency Fund

	Current Year Appropriations
	Supplemental Appropriations
X	Continuing Appropriations

(e.g. UACS Fund Cluster: 01-Regular Agency Fund, 02-Foreign Assisted Projects Fund, 03-Special Account-Locally Funded/Domestic Grants Fund, and 04-Special Account-Foreign Assisted/Foreign Grants Fund)


Particulars	UACS CODE	Appropriations			Allotments					Obligations					Disbursements					Balances			
		Authorized Appropriations	Adjustments (Transfer To/From, Modifications/ Augmentations)	Adjusted Appropriations	Allotments Received	Adjustments (Reductions, Modifications/ Augmentations)	Transfer To	Transfer From	Adjusted Allotments	1st Quarter Ending March 31	2nd Quarter Ending June 30	3rd Quarter Ending Sept. 30	4th Quarter Ending Dec. 31	TOTAL	1st Quarter Ending March 31	2nd Quarter Ending June 30	3rd Quarter Ending Sept. 30	4th Quarter Ending Dec. 31	TOTAL	Unreleased Appropriations	Unobligated Allotments	Unpaid Obligations (15-20)=(23+24)	
1	2	3	4	5=(3+4)	6	7	8	9	10=[(6+(-)7)-8+9]	11	12	13	14	15=(11+12+13+14)	16	17	18	19	20=(16-17+18+19)	21=(5-10)	22=(10-15)	23	24
Bonus - Civilian	5010214001	261,289.85	(176,968.85)	84,321.00	261,289.85	(176,968.85)	0.00	0.00	84,321.00	84,321.00	0.00	0.00	0.00	84,321.00	84,321.00	0.00	0.00	0.00	84,321.00	0.00	0.00	0.00	0.00
Cash Gift	5010215000	26,480.26	(21,480.26)	5,000.00	26,480.26	(21,480.26)	0.00	0.00	5,000.00	5,000.00	0.00	0.00	0.00	5,000.00	5,000.00	0.00	0.00	0.00	5,000.00	0.00	0.00	0.00	0.00
Cash Gift - Civilian	5010215001	26,480.26	(21,480.26)	5,000.00	26,480.26	(21,480.26)	0.00	0.00	5,000.00	5,000.00	0.00	0.00	0.00	5,000.00	5,000.00	0.00	0.00	0.00	5,000.00	0.00	0.00	0.00	0.00
Other Bonuses and Allowances	5010299000	213,882.00	(205,882.00)	8,000.00	213,882.00	(205,882.00)	0.00	0.00	8,000.00	8,000.00	0.00	0.00	0.00	8,000.00	8,000.00	0.00	0.00	0.00	8,000.00	0.00	0.00	0.00	0.00
Productivity Enhancement Incentive - Civilian	5010299012	30,000.00	(25,000.00)	5,000.00	30,000.00	(25,000.00)	0.00	0.00	5,000.00	5,000.00	0.00	0.00	0.00	5,000.00	5,000.00	0.00	0.00	0.00	5,000.00	0.00	0.00	0.00	0.00
Mid-Year Bonus - Civilian	5010299036	183,882.00	(183,882.00)	0.00	183,882.00	(183,882.00)	0.00	0.00	0.00	0.00	0.00	0.00	0.00	0.00	0.00	0.00	0.00	0.00	0.00	0.00	0.00	0.00	0.00
Anniversary Bonus - Civilian	5010299038	0.00	3,000.00	3,000.00	0.00	3,000.00	0.00	0.00	3,000.00	3,000.00	0.00	0.00	0.00	3,000.00	3,000.00	0.00	0.00	0.00	3,000.00	0.00	0.00	0.00	0.00
Personnel Benefit Contributions	5010300000	5,288.92	0.00	5,288.92	5,288.92	0.00	0.00	0.00	5,288.92	5,288.92	0.00	0.00	0.00	0.00	0.00	0.00	0.00	0.00	0.00	0.00	5,288.92	0.00	0.00
Pay-IBIG Contributions	5010302000	1,927.99	0.00	1,927.99	1,927.99	0.00	0.00	0.00	1,927.99	1,927.99	0.00	0.00	0.00	0.00	0.00	0.00	0.00	0.00	0.00	0.00	1,927.99	0.00	0.00
Pay-IBIG - Civilian	5010302001	1,927.99	0.00	1,927.99	1,927.99	0.00	0.00	0.00	1,927.99	1,927.99	0.00	0.00	0.00	0.00	0.00	0.00	0.00	0.00	0.00	0.00	1,927.99	0.00	0.00
PhilHealth Contributions	5010303000	560.93	0.00	560.93	560.93	0.00	0.00	0.00	560.93	560.93	0.00	0.00	0.00	0.00	0.00	0.00	0.00	0.00	0.00	0.00	560.93	0.00	0.00
PhilHealth - Civilian	5010303001	560.93	0.00	560.93	560.93	0.00	0.00	0.00	560.93	560.93	0.00	0.00	0.00	0.00	0.00	0.00	0.00	0.00	0.00	0.00	560.93	0.00	0.00
Employees Compensation Insurance Premiums (ECPI)	5010304000	2,800.00	0.00	2,800.00	2,800.00	0.00	0.00	0.00	2,800.00	2,800.00	0.00	0.00	0.00	0.00	0.00	0.00	0.00	0.00	0.00	0.00	2,800.00	0.00	0.00
ECPI - Civilian	5010304001	2,800.00	0.00	2,800.00	2,800.00	0.00	0.00	0.00	2,800.00	2,800.00	0.00	0.00	0.00	0.00	0.00	0.00	0.00	0.00	0.00	0.00	2,800.00	0.00	0.00
Other Personnel Benefits	5010400000	672,333.00	13,000.00	685,333.00	504,618.00	13,000.00	0.00	0.00	517,618.00	50,000.00	117,892.00	349,726.00	0.00	517,618.00	50,000.00	117,892.00	349,726.00	0.00	517,618.00	167,715.00	0.00	0.00	0.00
Retirement Gratuity	5010402000	0.00	0.00	0.00	0.00	0.00	0.00	0.00	0.00	0.00	0.00	0.00	0.00	0.00	0.00	0.00	0.00	0.00	0.00	0.00	0.00	0.00	0.00
Retirement Gratuity - Civilian	5010402001	0.00	0.00	0.00	0.00	0.00	0.00	0.00	0.00	0.00	0.00	0.00	0.00	0.00	0.00	0.00	0.00	0.00	0.00	0.00	0.00	0.00	0.00
Terminal Leave Benefits	5010403000	635,333.00	0.00	635,333.00	467,618.00	0.00	0.00	0.00	467,618.00	0.00	117,892.00	349,726.00	0.00	467,618.00	0.00	117,892.00	349,726.00	0.00	467,618.00	167,715.00	0.00	0.00	0.00
Terminal Leave Benefits - Civilian	5010403001	635,333.00	0.00	635,333.00	467,618.00	0.00	0.00	0.00	467,618.00	0.00	117,892.00	349,726.00	0.00	467,618.00	0.00	117,892.00	349,726.00	0.00	467,618.00	167,715.00	0.00	0.00	0.00
Other Personnel Benefits	5010499000	37,000.00	13,000.00	50,000.00	37,000.00	13,000.00	0.00	0.00	50,000.00	50,000.00	0.00	0.00	0.00	50,000.00	50,000.00	0.00	0.00	0.00	50,000.00	0.00	0.00	0.00	0.00
Lump-sum for Step Increments - Length of Service	5010499010	37,000.00	(37,000.00)	0.00	37,000.00	(37,000.00)	0.00	0.00	0.00	0.00	0.00	0.00	0.00	0.00	0.00	0.00	0.00	0.00	0.00	0.00	0.00	0.00	0.00
Other Personnel Benefits	5010499099	0.00	50,000.00	50,000.00	0.00	50,000.00	0.00	0.00	50,000.00	50,000.00	0.00	0.00	0.00	50,000.00	50,000.00	0.00	0.00	0.00	50,000.00	0.00	0.00	0.00	0.00
Capital Outlays		6,103,985.69	0.00	6,103,985.69	6,103,985.69	0.00	0.00	0.00	6,103,985.69	2,309,749.39	1,338,240.00	0.00	1,839,475.69	5,487,465.08	0.00	1,028,500.00	0.00	1,376,249.39	2,404,749.39	0.00	616,520.61	0.00	3,082,715.69
Property, Plant and Equipment Outlay	5060400000	6,103,985.69	0.00	6,103,985.69	6,103,985.69	0.00	0.00	0.00	6,103,985.69	2,309,749.39	1,338,240.00	0.00	1,839,475.69	5,487,465.08	0.00	1,028,500.00	0.00	1,376,249.39	2,404,749.39	0.00	616,520.61	0.00	3,082,715.69
Buildings and Other Structures	5060404000	4,238,889.19	0.00	4,238,889.19	4,238,889.19	0.00	0.00	0.00	4,238,889.19	2,309,749.39	0.00	0.00	1,535,475.69	3,845,225.08	0.00	1,028,500.00	0.00	1,281,249.39	2,309,749.39	0.00	393,664.11	0.00	1,535,475.69
School Buildings	5060404002	2,214,125.29	0.00	2,214,125.29	2,214,125.29	0.00	0.00	0.00	2,214,125.29	2,026,249.39	0.00	0.00	0.00	2,026,249.39	0.00	745,000.00	0.00	1,281,249.39	2,026,249.39	0.00	187,875.90	0.00	0.00
Hostels and Dormitories	5060404006	2,024,763.90	0.00	2,024,763.90	2,024,763.90	0.00	0.00	0.00	2,024,763.90	283,500.00	0.00	0.00	1,535,475.69	1,818,975.69	0.00	283,500.00	0.00	0.00	283,500.00	0.00	205,788.21	0.00	1,535,475.69
Machinery and Equipment Outlay	5060405000	1,865,096.50	0.00	1,865,096.50	1,865,096.50	0.00	0.00	0.00	1,865,096.50	0.00	1,338,240.00	0.00	304,000.00	1,642,240.00	0.00	0.00	0.00	95,000.00	95,000.00	0.00	222,856.50	0.00	1,642,240.00
Information and Communication Technology Equipment	5060405003	409,872.00	0.00	409,872.00	409,872.00	0.00	0.00	0.00	409,872.00	0.00	0.00	0.00	0.00	304,000.00	0.00	0.00	0.00	95,000.00	95,000.00	0.00	105,872.00	0.00	209,000.00
Technical and Scientific Equipment	5060405014	97,544.50	0.00	97,544.50	97,544.50	0.00	0.00	0.00	97,544.50	0.00	0.00	0.00	0.00	0.00	0.00	0.00	0.00	0.00	0.00	0.00	97,544.50	0.00	0.00
Other Machinery and Equipment	5060405099	1,357,680.00	0.00	1,357,680.00	1,357,680.00	0.00	0.00	0.00	1,357,680.00	0.00	1,338,240.00	0.00	0.00	1,338,240.00	0.00	0.00	0.00	0.00	0.00	0.00	19,440.00	0.00	1,338,240.00

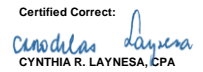
This report was generated using the Unified Reporting System on null version.FAR1A.1.1; Status : SUBMITTED


Department: State Universities and Colleges (SUCs)
 Agency/Entity: Romblon State University
 Operating Unit: < not applicable >
 Organization Code (UACS): 08 047 0000000
 Fund Cluster: 01 Regular Agency Fund
 (e.g. UACS Fund Cluster: 01-Regular Agency Fund, 02-Foreign Assisted Projects Fund, 03-Special Account-Locally Funded/Domestic Grants Fund, and 04-Special Account-Foreign Assisted/Foreign Grants Fund)


	Current Year Appropriations
	Supplemental Appropriations
X	Continuing Appropriations

Particulars	UACS CODE	Appropriations			Allotments			Obligations					Disbursements				Balances						
		Authorized Appropriations	Adjustments (Transfer To/From, Modifications/ Augmentations)	Adjusted Appropriations	Allotments Received	Adjustments (Reductions, Modifications/ Augmentations)	Transfer To	Transfer From	Adjusted Allotments	1st Quarter Ending March 31	2nd Quarter Ending June 30	3rd Quarter Ending Sept. 30	4th Quarter Ending Dec. 31	TOTAL	1st Quarter Ending March 31	2nd Quarter Ending June 30	3rd Quarter Ending Sept. 30	4th Quarter Ending Dec. 31	TOTAL	Unreleased Appropriations	Unobligated Allotments	Unpaid Obligations (15-20)=(23+24)	
1	2	3	4	5=(3+4)	6	7	8	9	10=[(6+(-)7)-8+9]	11	12	13	14	15=(11+12+13+14)	16	17	18	19	20=(16+17+18+19)	21=(5-10)	22=(10-15)	23	24
GRAND TOTAL		8,192,324.87	0.00	8,192,324.87	8,024,609.87	0.00	0.00	0.00	8,024,609.87	3,147,921.16	1,789,132.00	349,726.00	1,839,475.66	7,126,254.85	838,171.77	1,479,392.00	349,726.00	1,376,249.39	4,043,539.16	167,715.00	898,355.02	0.00	3,082,715.69

Certified Correct:

 LOU V. FOUJA, CPA
 Budget Officer
 Date: 2022-01-25 16:06:58

Certified Correct:

 CYNTHIA R. LAYNES, CPA
 Accountant III
 Date: 2022-01-25 16:06:58

Recommending Approval:

 THOMAS T. FAMILIAL, CPA, DBA
 VP, Administration and Finance
 Date: 2022-01-25 16:08:51

Approved By:

 MERIAN P. CATAJAY-MANI, ED.D., CESE
 University President
 Date: 2022-01-25 16:22:34