

QUARTERLY PHYSICAL REPORT OF OPERATION
As of 2020 December 31

Department: State Universities and Colleges (SUCs)
Appropriations: Current Year Appropriations
Agency: Romblon State University
Operating Unit: N/A
Organization Code (UACS): 080470000000
Report Status: FOR REVIEW

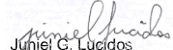
Particulars	UACS CODE	Physical Targets					Physical Accomplishments					Variance as of December 31 2020	Remarks
		1st Quarter	2nd Quarter	3rd Quarter	4th Quarter	Total	1st Quarter	2nd Quarter	3rd Quarter	4th Quarter	Total		
1	2	3	4	5	6	7=(3+4+5+6)	8	9	10	11	12=(8+9+10+11)	13	14
Part A													
I. Operations													
OO : Relevant and quality tertiary education ensured to achieve inclusive growth and access of deserving but poor students to quality tertiary education increased													
HIGHER EDUCATION PROGRAM	3.101E+14												
Outcome Indicators													
1. Percentage of first-time licensure exam-takers that pass the licensure exams						34%	0%	-	-	-			All board exams were suspended due o COVID 19 threat. Please see attached PRC Resolutions
2. Percentage of graduates (2 years prior) that are employed						70%	-	-	-	63.96%			College of Education = 71.29% Institute of Criminology = 56.63% Only the College of Education and Institute of Criminal Justice Education submitted the tracer study reports
Output Indicators													
1. Percentage of undergraduate student population enrolled in CHED-identified and RDC-identified priority programs						92%	100%	100%	100%	117%			A total of 9,669 enrollees for 2nd Sem AY 2019-2020 and 12,883 for 1st Sem AY 2020-2021 with an average enrollee of 11,276 Baseline: 9,650 (2nd Sem AY 2018-2019 and 1st Sem 2019-2020)
2. Percentage of undergraduate programs with accreditation						61%	61%	61%	61%	71%			Out of 45 undergraduate programs, 31 were accredited as follows: Level 1- 10; Level 2- 16; Level 3 Phase 1- 4; Level 3 Phase 2- 3
OO : Higher education research improved to promote economic productivity and innovation													
ADVANCED EDUCATION PROGRAM	3.201E+14												
Outcome Indicator													
1. Percentage of graduate school faculty engaged in research work applied in any of the following:													
a. pursuing advanced research degree programs (Ph.D)						9%				23.83%			Baseline: 289 faculty – 54 with PhD= 235 as of December 31,2020 per HRMO 56 regular faculty are pursuing doctoral studies as of December 31, 2020


1. Number of trainees weighted by the length of training						3,650	104	74	3718	5959			A 272.82% increase in performance targets was achieved as a result of the implementation of the Farm Literacy Project in partnership with Landbank Countryside Development Foundation Inc., and the LGUs
2. Number of extension programs organized and supported consistent with the mandated and priority programs						4	1	1	4	3			All the extension programs were organized and supported
3. Percentage of beneficiaries who rate the training course/s and advisory services as satisfactory or higher in terms of quality and relevance						96%	100%	100%	100%	100%			


Prepared By:

In coordination with:

Approved By:


 Juniel C. Lucidos
 Planning Services Head/Planning Officer
 Date:


 Lou Y. Fong
 Financial Services Head/Budget Officer
 Date:


 Merian P. Catajay-Mani, Ed.D., CESE
 University President
 Date: