


**AGING OF UNPAID OBLIGATIONS**  
As at December 31, 2020



Department: State Universities and Colleges (SUCs)  
 Agency: Romblon State University  
 Operating Unit: < not applicable >  
 Organization Code (UACS) : 08 047 0000000


Name of Creditors	Obligation Request and Status			AGING OF UNPAID OBLIGATIONS							Remarks
	Number	Date	Amount	Amount	90 days & below	91 to 180 days	181 to 270 days	271 to 365/366 days	More than 1 year but less than 2 years	More than 2 years	
1	2	3	4	5=(6+7+8+9+10+11)	6	7	8	9	10	11	12
<b>A. Due and Demandable Obligations(Accounts Payable)*</b>			15,666,706.74	15,666,706.74	11,957,151.90	31,636.84	0.00	0.00	3,677,918.00	0.00	
<b>A.1 Current Year's Appropriations</b>			11,988,788.74	11,988,788.74	11,957,151.90	31,636.84	0.00	0.00	0.00	0.00	
PHILIPPINE DUPLICATORS	101-MOOE-20-10-0892	2020-10-09	72,248.40	72,248.40	72,248.40	0.00	0.00	0.00	0.00	0.00	
PHILIPPINE DUPLICATORS	101-MOOE-20-08-0726	2020-08-20	26,216.04	26,216.04	0.00	26,216.04	0.00	0.00	0.00	0.00	
PHILIPPINE DUPLICATORS	101-MOOE-20-08-0725	2020-08-20	5,420.80	5,420.80	0.00	5,420.80	0.00	0.00	0.00	0.00	
MASANGKAY COMPUTER CENTER	101-CO-20-12-1144	2020-12-21	6,000,448.00	6,000,448.00	6,000,448.00	0.00	0.00	0.00	0.00	0.00	
PRINCE VALIANT INT'L. CORP.	101-CO-20-12-1115	2020-12-11	2,925,000.00	2,925,000.00	2,925,000.00	0.00	0.00	0.00	0.00	0.00	
CHROMAR UNI-TRADE	101-CO-20-12-1116	2020-12-11	1,977,455.50	1,977,455.50	1,977,455.50	0.00	0.00	0.00	0.00	0.00	
SIGE TRADING	101-CO-20-12-1175	2020-12-29	982,000.00	982,000.00	982,000.00	0.00	0.00	0.00	0.00	0.00	
<b>Sub-total</b>			11,988,788.74	11,988,788.74	11,957,151.90	31,636.84	0.00	0.00	0.00	0.00	
<b>A.2 Prior Years' Appropriations</b>			3,677,918.00	3,677,918.00	0.00	0.00	0.00	0.00	3,677,918.00	0.00	
HUMIL INTERNATIONAL CORPORATION	101-CO-19-11-1275	2019-11-11	1,295,918.00	1,295,918.00	0.00	0.00	0.00	0.00	1,295,918.00	0.00	
HYTEC POWER INC.	101-CO-19-11-1278	2019-11-13	1,055,000.00	1,055,000.00	0.00	0.00	0.00	0.00	1,055,000.00	0.00	
DKSH PHILS. INC.	101-CO-19-12-1409	2019-12-27	377,000.00	377,000.00	0.00	0.00	0.00	0.00	377,000.00	0.00	
HUMIL INTERNATIONAL COPORATION	101-CO-19-12-1408	2019-12-27	950,000.00	950,000.00	0.00	0.00	0.00	0.00	950,000.00	0.00	
<b>Sub-total</b>			3,677,918.00	3,677,918.00	0.00	0.00	0.00	0.00	3,677,918.00	0.00	
<b>Total</b>			15,666,706.74	15,666,706.74	11,957,151.90	31,636.84	0.00	0.00	3,677,918.00	0.00	
<b>B. Not Yet Due and Demandable Obligations*</b>			35,120,074.15	35,120,074.15	22,232,694.18	0.00	0.00	0.00	12,887,379.97	0.00	
<b>B.1 Current Year's Appropriations</b>			22,232,694.18	22,232,694.18	22,232,694.18	0.00	0.00	0.00	0.00	0.00	
SUN RAYS BUILDERS AND GENERAL SUPPLY	101-CO-20-12-1171	2020-12-29	9,008,618.50	9,008,618.50	9,008,618.50	0.00	0.00	0.00	0.00	0.00	
RG FLORENTINO CONSTRUCTION AND TRADING INC.	101-CO-20-12-1172	2020-12-29	13,224,075.68	13,224,075.68	13,224,075.68	0.00	0.00	0.00	0.00	0.00	
<b>Sub-total</b>			22,232,694.18	22,232,694.18	22,232,694.18	0.00	0.00	0.00	0.00	0.00	
<b>B.2 Prior Years' Appropriations</b>			12,887,379.97	12,887,379.97	0.00	0.00	0.00	0.00	12,887,379.97	0.00	
JOJEAN CONSTRUCTION & DEVELOPMENT CORPORATION	101-CO-19-12-1405	2019-12-26	8,536,142.20	8,536,142.20	0.00	0.00	0.00	0.00	8,536,142.20	0.00	

This report was generated using the Unified Reporting System on 16/02/2021 10:00 version.FAR3.1.0 ; Status : SUBMITTED


Department: State Universities and Colleges (SUCs)  
 Agency: Romblon State University  
 Operating Unit: < not applicable >  
 Organization Code (UACS): 08 047 0000000

Name of Creditors	Obligation Request and Status			AGING OF UNPAID OBLIGATIONS							Remarks
	Number	Date	Amount	Amount	90 days & below	91 to 180 days	181 to 270 days	271 to 365/366 days	More than 1 year but less than 2 years	More than 2 years	
1	2	3	4	5=(6+7+8+9+10+11)	6	7	8	9	10	11	12
ORIENTECH CONSTRUCTION AND DEVELOPMENT CORPORATION	101-CO-19-09-1136	2019-09-26	2,684,787.12	2,684,787.12	0.00	0.00	0.00	0.00	2,684,787.12	0.00	
ORIENTECH CONSTRUCTION & DEVELOPMENT CORPORATION	101-CO-19-12-1374	2019-12-18	1,666,450.65	1,666,450.65	0.00	0.00	0.00	0.00	1,666,450.65	0.00	
<b>Sub-total</b>			12,887,379.97	12,887,379.97	0.00	0.00	0.00	0.00	12,887,379.97	0.00	
<b>Total</b>			35,120,074.15	35,120,074.15	22,232,694.18	0.00	0.00	0.00	12,887,379.97	0.00	
<b>GRAND TOTAL</b>			50,786,780.89	50,786,780.89	34,189,846.08	31,636.84	0.00	0.00	16,565,297.97	0.00	
<b>Total Current Year Appropriations</b>			34,221,482.92	34,221,482.92	34,189,846.08	31,636.84	0.00	0.00	0.00	0.00	
<b>Total Prior Years' Appropriations</b>			16,565,297.97	16,565,297.97	0.00	0.00	0.00	0.00	16,565,297.97	0.00	


Certified Correct:

  
 CYNTHIA R. LAYNESE, CPA  
 Date: 2/16/21 9:47 AM


Certified Correct:

  
 LOU V. ROJA, CPA  
 Date: 2/16/21 9:47 AM


Recommending Approval:

  
 THOMAS T. FAMINIAL, CPA, DBA  
 Date: 2/16/21 9:55 AM

Approved By:

  
 MERIAN P. CATAJAY-MANI, ED.D., CESE  
 Date: 2/16/21 9:56 AM

This report was generated using the Unified Reporting System on 16/02/2021 10:00 version.FAR3.1.0 ; Status : SUBMITTED



MONTHLY REPORT OF DISBURSEMENTS  
For the month of January, 2020

Department : State Universities and Colleges  
 Agency : ROMBLON STATE UNIVERSITY  
 Operating Unit : 00 000  
 Organization Code (UACS) : 08 047 00 00000  
 Funding Source Code (as clustered) : 101

PARTICULARS	CURRENT YEAR BUDGET					PRIOR YEAR'S BUDGET										SUB-TOTAL	TRUST LIABILITIES				GRAND TOTAL					Remarks		
	PS	MOOE	Fin. Exp	CO	TOTAL	PRIOR YEAR'S ACCOUNTS PAYABLE					CURRENT YEAR'S ACCOUNTS PAYABLE						PS	MOOE	CO	TOTAL	PS	MOOE	Fin. Exp	CO	TOTAL			
						PS	MOOE	Fin. Exp	CO	Sub-Total	PS	MOOE	Fin. Exp	CO	Sub-Total												TOTAL	
1	2	3	4	5	6=(2+3+4+5)	7	8	9	10	11=(7+8+9+10)	12	13	14	15	16=(12+13+14+15)	17=(11+16)	18=(6+17)	19	20	21	22=(19+20+21)	23	24	25	26	27=(23+24+25+26)	28	
Notice of Cash Allocation (NCA)																												
MDS Checks Issued	5,632,912.23	409,668.20			6,042,580.43																	5,632,912.23	409,668.20			6,042,580.43		
Advice to Debit Account	8,373,251.94	482,659.00			8,855,910.94																	8,373,251.94	482,659.00			8,855,910.94		
Working Fund (NCA issued to BTr)																												
Tax Remittance Advices Issued (TRA)	1,572,494.77	1,352,510.66			2,925,005.43																	1,572,494.77	1,352,510.66			2,925,005.43		
Cash Disbursement Ceiling (CDC)																												
Non-Cash Availment Authority (NCAA)																												
Others (CDT, BTr Docs Stamp, etc.)																												
<b>TOTAL</b>	<b>15,578,658.94</b>	<b>2,244,837.86</b>			<b>17,823,496.80</b>																	<b>15,578,658.94</b>	<b>2,244,837.86</b>			<b>17,823,496.80</b>		


SUMMARY:


	Previous Report	This month	As of Date
Total Disbursement Authorities Received			
NCA		15,158,000.00	15,158,000.00
NTA			
TRA		2,925,005.43	2,925,005.43
CDC			
NCAA			
Others (CDT, BTr Docs Stamp, etc.)			
Less: Notice of Transfer Allocations (NTA)* issued			
<b>Total Disbursements Authorities Available</b>		<b>18,083,005.43</b>	<b>18,083,005.43</b>
Less: Lapsed NCA			
Disbursements *		17,823,496.80	17,823,496.80
<b>Balance of Disbursements Authorities as of to date</b>		<b>259,508.63</b>	<b>259,508.63</b>


	Previous Report	This month	As of Date
Total Disbursements Program	-	18,083,005.43	18,083,005.43
Less: * Actual Disbursements	-	17,823,496.80	17,823,496.80
(Over)/Under spending	-	259,508.63	259,508.63

Notes: The use of NTA is discouraged

\* Amounts should tally

Certified Correct:  
  
 CYNTHIA R. LAYNES  
 Accountant III  
 Date: January 31, 2020

Approved By:  
  
 ARNULFO F. DE LUNA  
 SUC President II  
 Date: January 31, 2020



MONTHLY REPORT OF DISBURSEMENTS  
For the month of February, 2020



Department : State Universities and Colleges  
 Agency : ROMBLON STATE UNIVERSITY  
 Operating Unit : 00 000  
 Organization Code (UACS) : 08 047 00 00000  
 Funding Source Code (as clustered) : 101

PARTICULARS	CURRENT YEAR BUDGET					PRIOR YEAR'S BUDGET										SUB-TOTAL	TRUST LIABILITIES				GRAND TOTAL					Remarks		
	PS	MOOE	Fin. Exp	CO	TOTAL	PRIOR YEAR'S ACCOUNTS PAYABLE					CURRENT YEAR'S ACCOUNTS PAYABLE						PS	MOOE	CO	TOTAL	PS	MOOE	Fin. Exp	CO	TOTAL			
						PS	MOOE	Fin. Exp	CO	Sub-Total	PS	MOOE	Fin. Exp	CO	Sub-Total												TOTAL	
1	2	3	4	5	6=(2+3+4+5)	7	8	9	10	11=(7+8+9+10)	12	13	14	15	16=(12+13+14+15)	17=(11+16)	18=(6+17)	19	20	21	22=(19+20+21)	23	24	25	26	27=(23+24+25+26)	28	
Notice of Cash Allocation (NCA)																												
MDS Checks Issued	5,804,441.37	379,577.76			6,184,019.13																	5,804,441.37	379,577.76			6,184,019.13		
Advice to Debit Account	9,296,248.38	963,999.82			10,260,248.20				3,262,891.13	3,262,891.13												9,296,248.38	963,999.82		3,262,891.13	13,512,939.33		
Working Fund (NCA issued to BTr)																												
Tax Remittance Advices Issued (TRA)	803,974.41	4,685.95			808,660.36																	803,974.41	4,685.95			808,660.36		
Cash Disbursement Ceiling (CDC)																												
Non-Cash Availment Authority (NCAA)																												
Others (CDT, BTr Docs Stamp, etc.)																												
<b>TOTAL</b>	15,904,664.16	1,348,263.53			17,252,927.69				3,262,891.13	3,262,891.13												15,904,664.16	1,348,263.53			20,505,618.82		

SUMMARY:

	Previous Report	This month	As of Date
Total Disbursement Authorities Received			
NCA	15,158,000.00	20,188,000.00	35,346,000.00
NTA			
TRA	2,925,005.43	808,660.36	3,733,665.79
CDC			
NCAA			
Others (CDT, BTr Docs Stamp, etc.)			
Less: Notice of Transfer Allocations (NTA)* issued			
<b>Total Disbursements Authorities Available</b>	18,083,005.43	20,996,660.36	39,079,665.79
Less: Lapsed NCA			
Disbursements *	17,823,496.80	20,505,618.82	38,329,115.62
<b>Balance of Disbursements Authorities as of to date</b>	259,508.63	491,041.54	750,550.17

	Previous Report	This month	As of Date
Total Disbursements Program	18,083,005.43	20,996,660.36	39,079,665.79
Less: * Actual Disbursement	17,823,496.80	20,505,618.82	38,329,115.62
(Over)/Under spending	259,508.63	491,041.54	750,550.17

Notes: The use of NTA is discouraged  
\* Amounts should tally

Certified Correct:  
*Cynthia R. Laynesa*  
CYNTHIA R. LAYNESE  
Accountant III  
Date: February 28, 2020

Approved by:  
*Arnold P. De Luna*  
ARNOLD P. DE LUNA  
SUC President II  
Date: February 28, 2020

MONTHLY REPORT OF DISBURSEMENTS  
For the month of March, 2020


Department : State Universities and Colleges  
 Agency : RIZAL STATE UNIVERSITY  
 Operating Unit : 00 000  
 Organization Code (UACS) : 08 047 00 00000  
 Funding Source Code (as clustered) : 101

PARTICULARS	CURRENT YEAR BUDGET					PRIOR YEAR'S BUDGET											SUB-TOTAL	TRUST LIABILITIES				GRAND TOTAL					Remarks
	PS	MOOE	Fin. Exp	CO	TOTAL	PRIOR YEAR'S ACCOUNTS PAYABLE					CURRENT YEAR'S ACCOUNTS PAYABLE							PS	MOOE	CO	TOTAL	PS	MOOE	Fin. Exp	CO	TOTAL	
						PS	MOOE	Fin. Exp	CO	Sub-Total	PS	MOOE	Fin. Exp	CO	Sub-Tot	TOTAL											
1	2	3	4	5	6=(2+3+4+5)	7	8	9	10	11=(7+8+9+10)	12	13	14	15	16=(12+13+14+15)	17=(11+16)	18=(6+17)	19	20	21	22=(19+20+21)	23	24	25	26	27=(23+24+25+26)	28
Notice of Cash Allocation (NCA) MDS Checks Issued Advice to Debit Account	1,444,532.21 13,014,532.56	1,604,779.77 479,247.78			3,049,311.98 13,493,780.34				2,117,895.85	2,117,895.85												1,444,532.21 13,014,532.56	1,604,779.77 479,247.78			- 2,117,895.85	3,049,311.98 15,811,676.19
Working Fund (NCA issued to BTr) Tax Remittance Advices Issued (TRA)	756,103.52	8,229.56			764,333.08																	756,103.52	8,229.56			- -	764,333.08
Cash Disbursement Ceiling (CDC) Non-Cash Availment Authority (NCAA) Others (CDT, BTr Docs Stamp, etc.)																											
<b>TOTAL</b>	15,215,168.29	2,092,257.11		-	17,307,425.40				2,117,895.85	2,117,895.85												15,215,168.29	2,092,257.11			-	19,425,321.25

SUMMARY:

	Previous Report	This month	As of Date
Total Disbursement Authorities Received			
NCA	35,346,000.00	17,914,100.00	53,260,100.00
NTA	-	-	-
TRA	3,733,665.79	764,333.08	4,497,998.87
CDC			
NCAA			
Others (CDT, BTr Docs Stamp, etc.)			
Less: Notice of Transfer Allocations (NTA)* issued			
<b>Total Disbursements Authorities Available</b>	39,079,665.79	18,678,433.08	57,758,098.87
Less: Lapsed NCA	-	3,662.00	3,662.00
Disbursements *	38,329,115.62	19,425,321.25	57,754,436.87
<b>Balance of Disbursements Authorities as of to date</b>	<b>750,550.17</b>	<b>(750,550.17)</b>	-

Notes: The use of NTA is discouraged  
\* Amounts should tally

Certified Correct:  
  
 CYNTHIA R. LAYNE SA  
 Accountant III  
 Date: March 31, 2020

	Previous Report	This month	As of Date
Total Disbursements Program	39,079,665.79	18,678,433.08	57,758,098.87
Less: * Actual Disbursements	38,329,115.62	19,425,321.25	57,754,436.87
(Over)/Under spending	750,550.17	(746,888.17)	3,662.00

Approved By:  
  
 ARNOLD F. DE LUNA  
 SU President II  
 Date: March 31, 2020



MONTHLY REPORT OF DISBURSEMENTS  
For the month of April, 2020

Department : State Universities and Colleges  
 Agency : ROMBLON STATE UNIVERSITY  
 Operating Unit : 00 000  
 Organization Code (UAACS) : 08 047 00 00000  
 Funding Source Code (as clustered) : 101

PARTICULARS	CURRENT YEAR BUDGET					PRIOR YEAR'S BUDGET											TRUST LIABILITIES				GRAND TOTAL					Remarks	
	PS	MOOE	Fin. Exp	CO	TOTAL	PRIOR YEAR'S ACCOUNTS PAYABLE					CURRENT YEAR'S ACCOUNTS PAYABLE						SUB-TOTAL	PS	MOOE	CO	TOTAL	PS	MOOE	Fin. Exp	CO		TOTAL
						PS	MOOE	Fin. Exp	CO	Sub-Total	PS	MOOE	Fin. Exp	CO	Sub-Total	TOTAL											
1	2	3	4	5	6=(2+3+4+5)	7	8	9	10	11=(7+8+9+10)	12	13	14	15	16=(12+13+14+15)	17=(11+16)	18=(6+17)	19	20	21	22=(19+20+21)	23	24	25	26	27=(23+24+25+26)	
Notice of Cash Allocation (NCA)																											
MDS Checks Issued	4,615,778.08	642,398.99			5,258,177.07		199,734.44		1,676,124.50	1,875,858.84												4,615,778.08	642,398.99			5,258,177.07	
Advice to Debit Account	9,083,781.19	901,307.23			9,985,088.42		201,841.32		2,104,437.34	2,306,278.66												9,083,781.19	901,307.23			9,985,088.42	
Working Fund (NCA issued to BTr)																											
Tax Remittance Advices Issued (TRA)	1,106,984.29	7,111.53			1,114,095.82																	1,106,984.29	7,111.53			1,114,095.82	
Cash Disbursement Ceiling (CDC)																											
Non-Cash Availment Authority (NCAA)																											
Others (CDT, BTr Docs Stamp, etc.)																											
<b>TOTAL</b>	<b>14,806,543.56</b>	<b>1,550,817.75</b>			<b>16,357,361.31</b>		<b>401,375.76</b>		<b>3,780,561.84</b>	<b>4,181,937.60</b>												<b>14,806,543.56</b>	<b>1,550,817.75</b>			<b>16,357,361.31</b>	

SUMMARY:

	Previous Report	This month	As of Date
Total Disbursement Authorities Received			
NCA	53,260,100.00	80,601,000.00	133,861,100.00
NTA			
TRA			
CDC	4,497,998.87	1,114,095.82	5,612,094.69
NCAA			
Others (CDT, BTr Docs Stamp, etc.)			
Less: Notice of Transfer Allocations (NTA) * issued			
<b>Total Disbursements Authorities Available</b>	<b>57,758,098.87</b>	<b>81,715,095.82</b>	<b>139,473,194.69</b>
Less: Lapsed NCA	3,662.00		3,662.00
Disbursements *	57,754,436.87	20,539,298.91	78,293,735.78
<b>Balance of Disbursements Authorities as of to date</b>	<b>61,175,796.91</b>	<b>61,175,796.91</b>	<b>61,175,796.91</b>

Notes: The use of NTA is discouraged  
\* Amounts should tally

Certified Correct:  
*Cynthia R. Laynesa*  
CYNTHIA R. LAYNES  
Accountant III  
Date: April 30, 2020

	Previous Report	This month	As of Date
Total Disbursements Program	57,758,098.87	81,715,095.82	139,473,194.69
Less: * Actual Disbursements	57,754,436.87	20,539,298.91	78,293,735.78
(Over)/Under spending	3,662.00	51,175,796.91	61,179,458.91

Approved By:  
*Atty. Jojelito C. Alisug*  
ATTY. JOSELITO C. ALISUG  
OIC President  
Date: April 30, 2020



**MONTHLY REPORT OF DISBURSEMENTS**  
For the month of May, 2020

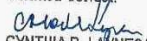
Department : State Universities and Colleges  
 Agency : ROMBLON STATE UNIVERSITY  
 Operating Unit : 00 000  
 Organization Code (UAACS) : 08 047 00 00000  
 Funding Source Code (as clustered) : 101

PARTICULARS	CURRENT YEAR BUDGET					PRIOR YEAR'S BUDGET											TRUST LIABILITIES				GRAND TOTAL					Remarks		
	PS	MOOE	Fin. Exp	CO	TOTAL	PRIOR YEAR'S ACCOUNTS PAYABLE					CURRENT YEAR'S ACCOUNTS PAYABLE					SUB-TOTAL	TOTAL	PS	MOOE	CO	TOTAL	PS	MOOE	Fin. Exp	CO		TOTAL	
						PS	MOOE	Fin. Exp	CO	Sub-Total	PS	MOOE	Fin. Exp	CO	Sub-Total													17=(11+16)
1	2	3	4	5	6=(2+3+4+5)	7	8	9	10	11=(7+8+9+10)	12	13	14	15	16=(12+13+14+15)	17=(11+16)	18=(6+17)	19	20	21	22=(19+20+21)	23	24	25	26	27=(23+24+25+26)	28	
Notice of Cash Allocation (NCA)																												
MDS Checks Issued	2,788,827.25	1,188,350.50			3,977,177.75																							
Advice to Debit Account	24,927,813.01	94,701.98			25,022,514.99																							
Working Fund (NCA issued to BTr)																												
Tax Remittance Advices Issued (TRA)	914,906.13	27,693.82			942,599.95																							
Cash Disbursement Ceiling (CDC)							24,184.14		113,173.63	137,357.77																		
Non-Cash Availment Authority (NCAA)																												
Others (CDT, BTr Docs Stamp, etc.)																												
<b>TOTAL</b>	28,631,546.39	1,310,746.30			29,942,292.69		24,184.14		113,173.63	137,357.77																		


**SUMMARY:**

	Previous Report	This month	As of Date
Total Disbursement Authorities Received			
NCA	133,861,100.00		133,861,100.00
NTA			
TRA			
CDC	5,612,094.69	1,079,957.72	6,692,052.41
NCAA			
Others (CDT, BTr Docs Stamp, etc.)			
Less: Notice of Transfer Allocations (NTA)* issued			
<b>Total Disbursements Authorities Available</b>	139,473,194.69	1,079,957.72	140,553,152.41
Less: Lapsed NCA	3,662.00		3,662.00
Disbursements *	78,293,735.78	30,079,650.46	108,373,386.24
<b>Balance of Disbursements Authorities as of to date</b>	61,175,796.91	(28,999,682.74)	32,176,104.17

Notes: The use of NTA is discouraged  
 \* Amounts should tally

Certified Correct:  
  
 CYNTHIA R. LAYNESA  
 Accountant III  
 Date: May 31, 2020

	Previous Report	This month	As of Date
Total Disbursements Program	139,473,194.69	1,079,957.72	140,553,152.41
Less: * Actual Disbursements	78,293,735.78	30,079,650.46	108,373,386.24
(Over)/Under spending	61,179,458.91	(28,999,692.74)	32,179,766.17

Approved By:  
  
 ATTY. ISELITO C. ALISUG  
 OIC President  
 Date: May 31, 2020



MONTHLY REPORT OF DISBURSEMENTS  
For the month of June, 2020

Department : State Universities and Colleges  
 Agency : ROMBLON STATE UNIVERSITY  
 Operating Unit : 00 000  
 Organization Code (UACS) : 08 047 00 00000  
 Funding Source Code (as clustered) : 101

PARTICULARS	CURRENT YEAR BUDGET					PRIOR YEAR'S BUDGET											SUB-TOTAL	TRUST LIABILITIES				GRAND TOTAL					Remarks	
	PS	MOOE	Fin. Exp	CO	TOTAL	PRIOR YEAR'S ACCOUNTS PAYABLE					CURRENT YEAR'S ACCOUNTS PAYABLE							PS	MOOE	CO	TOTAL	PS	MOOE	Fin. Exp	CO	TOTAL		
						PS	MOOE	Fin. Exp	CO	Sub-Total	PS	MOOE	Fin. Exp	CO	Sub-Total	PS												MOOE
1	2	3	4	5	6=(2+3+4+5)	7	8	9	10	11=(7+8+9+10)	12	13	14	15	16=(12+13+14+15)	17=(11+16)	18=(6+17)	19	20	21	22=(19+20+21)	23	24	25	26	27=(23+24+25+26)	28	
Notice of Cash Allocation (NCA)																												
MDS Checks Issued	4,601,038.72	2,434,227.83			7,035,266.55																	4,601,038.72	2,434,227.83			7,035,266.55		
Advice to Debit Account	12,653,157.39	180,188.63			12,833,346.02				12,305,889.19	12,305,889.19												12,653,157.39	180,188.63		12,305,889.19	25,138,215.21		
Working Fund (NCA issued to BTr)																												
Tax Remittance Advices Issued (TRA)	994,993.20	3,969.07			998,962.27																	994,993.20	3,969.07			998,962.27		
Cash Disbursement Ceiling (CDC)																												
Non-Cash Availment Authority (NCAA)																												
Others (CDT, BTr Docs Stamp, etc.)																												
<b>TOTAL</b>	<b>18,249,189.31</b>	<b>2,618,385.53</b>			<b>20,867,574.84</b>				<b>12,305,889.19</b>	<b>12,305,889.19</b>											<b>18,249,189.31</b>	<b>2,618,385.53</b>			<b>12,305,889.19</b>	<b>33,173,444.03</b>		

SUMMARY:

	Previous Report	This month	As of Date
Total Disbursement Authorities Received			
NCA	133,861,100.00		133,861,100.00
NTA			
TRA	6,692,052.41	998,962.27	7,691,014.68
CDC			
NCAA			
Others (CDT, BTr Docs Stamp, etc.)			
Less: Notice of Transfer Allocations (NTA)* issued			
<b>Total Disbursements Authorities Available</b>	<b>140,553,152.41</b>	<b>998,962.27</b>	<b>141,552,114.68</b>
Less: Lapsed NCA	3,662.00	1,622.41	5,284.41
Disbursements *	108,373,386.24	33,173,444.03	141,546,830.27
<b>Balance of Disbursements Authorities as of to date</b>	<b>32,176,104.17</b>	<b>(32,176,104.17)</b>	<b>-</b>

Notes: The use of NTA is discouraged  
\* Amounts should tally

Certified Correct:  
*Cynthia R. Laynesa*  
CYNTHIA R. LAYNESA  
Accountant III  
Date: June 30, 2020

	Previous Report	This month	As of Date
Total Disbursements Progress	140,553,152.41	998,962.27	141,552,114.68
Less: * Actual Disbursements	108,373,386.24	33,173,444.03	141,546,830.27
(Over)/Under spending	32,179,766.17	(32,174,481.76)	5,284.41

Approved By:

ATTY. JOSELITO C. ALISUAG  
OIC President  
Date: June 30, 2020





MONTHLY REPORT OF DISBURSEMENTS  
For the month of July, 2020

Department : State Universities and Colleges  
 Agency : ROMBLON STATE UNIVERSITY  
 Operating Unit : 00 000  
 Organization Code (UACS) : 08 047 00 00000  
 Funding Source Code (as clustered) : 101


PARTICULARS	CURRENT YEAR BUDGET					PRIOR YEAR'S BUDGET											SUB-TOTAL	TRUST LIABILITIES				GRAND TOTAL					Remarks
	PS	MOOE	Fin. Exp	CO	TOTAL	PRIOR YEAR'S ACCOUNTS PAYABLE					CURRENT YEAR'S ACCOUNTS PAYABLE							PS	MOOE	CO	TOTAL	PS	MOOE	Fin. Exp	CO	TOTAL	
						PS	MOOE	Fin. Exp	CO	Sub-Total	PS	MOOE	Fin. Exp	CO	Sub-Total	TOTAL											
1	2	3	4	5	6=(2+3+4+5)	7	8	9	10	11=(7+8+9+10)	12	13	14	15	16=(12+13+14+15)	17=(11+16)	18=(6+17)	19	20	21	22=(19+20+21)	23	24	25	26	27=(23+24+25+26)	28
Notice of Cash Allocation (NCA) MDS Checks Issued Advice to Debit Account	1,150,302.71 9,486,879.36	1,424,668.59 678,624.63			2,574,971.30 10,165,503.99																	1,150,302.71 9,486,879.36	1,424,668.59 678,624.63				2,574,971.30 10,165,503.99
Working Fund (NCA issued to BTr) Tax Remittance Advices Issued (TRA) Cash Disbursement Ceiling (CDC) Non-Cash Availment Authority (NCAA) Others (CDT, BTr Docs Stamp, etc.)																											
<b>TOTAL</b>	10,637,182.07	2,103,293.22			12,740,475.29																	10,637,182.07	2,103,293.22				12,740,475.29


SUMMARY:

	Previous Report	This month	As of Date
Total Disbursement Authorities Received			
NCA	133,861,100.00	62,752,000.00	196,613,100.00
NTA			
TRA	7,691,014.68		7,691,014.68
CDC			
NCAA			
Others (CDT, BTr Docs Stamp, etc.)			
Less: Notice of Transfer Allocations (NTA)* issued			
<b>Total Disbursements Authorities Available</b>	141,552,114.68	62,752,000.00	204,304,114.68
Less: Lapsed NCA	5,284.41		5,284.41
Disbursements *	141,546,830.27	12,740,475.29	154,287,305.56
<b>Balance of Disbursements Authorities as of to date</b>	32,176,104.17	50,011,524.71	50,011,524.71

	Previous Report	This month	As of Date
Total Disbursements Program	141,552,114.68	62,752,000.00	204,304,114.68
Less: * Actual Disbursement	141,546,830.27	12,740,475.29	154,287,305.56
(Over)/Under spending	5,284.41	50,011,524.71	50,016,809.12

Notes: The use of NTA is discouraged  
\* Amounts should tally

Certified Correct  
  
 CYNTHIA R. LAYNE SA  
 Accountant III  
 Date: July 31, 2020

Approved By:  
  
 ATTY. JOSE LITO C. ALISUG  
 OIC President  
 Date: July 31, 2020



MONTHLY REPORT OF DISBURSEMENTS  
For the month of August, 2020

Department : State Universities and Colleges  
 Agency : ROMBLON STATE UNIVERSITY  
 Operating Unit : 00 000  
 Organization Code (UACS) : 08 047 00 00000  
 Funding Source Code (as clustered) : 101

PARTICULARS	CURRENT YEAR BUDGET					PRIOR YEAR'S BUDGET											SUB-TOTAL	TRUST LIABILITIES				GRAND TOTAL					Remarks
	PS	MOOE	Fin. Exp	CO	TOTAL	PRIOR YEAR'S ACCOUNTS PAYABLE					CURRENT YEAR'S ACCOUNTS PAYABLE							PS	MOOE	CO	TOTAL	PS	MOOE	Fin. Exp	CO	TOTAL	
						PS	MOOE	Fin. Exp	CO	Sub-Total	PS	MOOE	Fin. Exp	CO	Sub-Total	PS											
1	2	3	4	5	6=(2+3+4+5)	7	8	9	10	11=(7+8+9+10)	12	13	14	15	16=(12+13+14+15)	17=(11+16)	18=(6+17)	19	20	21	22=(19+20+21)	23	24	25	26	27=(23+24+25+26)	
Notice of Cash Allocation (NCA)																											
MDS Checks Issued	5,443,507.73	372,193.62			5,815,701.35																	5,443,507.73	372,193.62			5,815,701.35	
Advice to Debit Account	9,422,061.88	375,847.12			9,797,909.00																	9,422,061.88	375,847.12			9,797,909.00	
Working Fund (NCA issued to BTr)																											
Tax Remittance Advices Issued (TRA)	2,019,687.04	1,072,709.02			3,092,396.06																	2,019,687.04	1,072,709.02			3,092,396.06	
Cash Disbursement Ceiling (CDC)																											
Non-Cash Availment Authority (NCAA)																											
Others (CDT, BTr Docs Stamp, etc.)																											
<b>TOTAL</b>	16,885,266.65	1,820,749.76			18,706,006.41																	16,885,266.65	1,820,749.76			18,706,006.41	

SUMMARY:


	Previous Report	This month	As of Date
Total Disbursement Authorities Received			
NCA	196,613,100.00	155,793.00	196,768,893.00
NTA			
TRA			
CDC	7,691,014.68	3,092,396.06	10,783,410.74
NCAA			
Others (CDT, BTr Docs Stamp, etc.)			
Less: Notice of Transfer Allocations (NTA)* issued			
<b>Total Disbursements Authorities Available</b>	204,304,114.68	3,248,189.06	207,552,303.74
Less: Lapsed NCA	5,284.41		5,284.41
Disbursements *	154,287,305.56	18,706,006.41	172,993,311.97
<b>Balance of Disbursements Authorities as of to date</b>	<b>50,011,524.71</b>	<b>(15,457,817.35)</b>	<b>34,553,707.36</b>

Notes: The use of NTA is discouraged  
\* Amounts should tally


Certified Correct:  
*Cynthia R. Laynesa*  
CYNTHIA R. LAYNE SA  
Accountant III  
Date: August 31, 2020

	Previous Report	This month	As of Date
Total Disbursements Program	204,304,114.68	3,248,189.06	207,552,303.74
Less: * Actual Disbursements	154,287,305.56	18,706,006.41	172,993,311.97
(Over)/Under spending	50,016,809.12	(15,457,817.35)	34,558,991.77

Approved By:  
*Marian Catajay-Mani*  
MERIAN CATAJAY-MANI, Ed.D., CESE  
SUC PRESIDENT  
Date: August 31, 2020



MONTHLY REPORT OF DISBURSEMENTS  
For the month of September, 2020



Department : State Universities and Colleges  
 Agency : ROMBLON STATE UNIVERSITY  
 Operating Unit : 00 000  
 Organization Code (UACS) : 08 047 00 00000  
 Funding Source Code (as clustered) : 101

PARTICULARS	CURRENT YEAR BUDGET					PRIOR YEAR'S BUDGET											SUB-TOTAL	TRUST LIABILITIES				GRAND TOTAL					Remarks	
	PS	MOOE	Fin. Exp	CO	TOTAL	PRIOR YEAR'S ACCOUNTS PAYABLE					CURRENT YEAR'S ACCOUNTS PAYABLE							PS	MOOE	CO	TOTAL	PS	MOOE	Fin. Exp	CO	TOTAL		
						PS	MOOE	Fin. Exp	CO	Sub-Total	PS	MOOE	Fin. Exp	CO	Sub-Total	TOTAL												
1	2	3	4	5	6=(2+3+4+5)	7	8	9	10	11=(7+8+9+10)	12	13	14	15	16=(12+13+14+15)	17=(11+16)	18=(6+17)	19	20	21	22=(19+20+21)	23	24	25	26	27=(23+24+25+26)	28	
Notice of Cash Allocation (NCA)																												
MDS Checks Issued	3,912,371.02	1,667,767.20			5,580,138.22				3,217,636.93	3,217,636.93												3,912,371.02	1,667,767.20			3,217,636.93	8,797,775.15	
Advice to Debit Account	9,784,459.57	973,758.25			10,758,217.82				13,496,872.46	13,496,872.46												9,784,459.57	973,758.25			13,496,872.46	24,254,090.28	
Working Fund (NCA issued to BTr)																												
Tax Remittance Advices Issued (TRA)	1,922,823.04	235,874.37			2,158,697.41																	1,922,823.04	235,874.37				2,158,697.41	
Cash Disbursement Ceiling (CDC)																												
Non-Cash Availment Authority (NCAA)																												
Others (CDT, BTr Docs Stamp, etc.)																												
<b>TOTAL</b>	<b>15,619,653.63</b>	<b>2,877,399.82</b>			<b>18,497,053.45</b>				<b>16,713,509.39</b>	<b>16,713,509.39</b>												<b>15,619,653.63</b>	<b>2,877,399.82</b>			<b>16,713,509.39</b>	<b>35,210,662.84</b>	

SUMMARY:

	Previous Report	This month	As of Date
Total Disbursement Authorities Received			
NCA	196,768,893.00	157,342.00	196,926,235.00
NTA			
TRA	10,783,410.74	2,158,697.41	12,942,108.15
CDC			
NCAA			
Others (CDT, BTr Docs Stamp, etc.)			
Less: Notice of Transfer Allocations (NTA)* issued			
<b>Total Disbursements Authorities Available</b>	<b>207,552,303.74</b>	<b>2,316,039.41</b>	<b>209,868,343.15</b>
Less: Lapsed NCA	5,284.41	1,659,183.93	1,664,468.34
Disbursements *	172,993,311.97	35,210,562.84	208,203,874.81
<b>Balance of Disbursements Authorities as of to date</b>	<b>34,553,707.36</b>	<b>(34,553,707.36)</b>	<b>-</b>

	Previous Report	This month	As of Date
Total Disbursements Program	207,552,303.74	2,316,039.41	209,868,343.15
Less: * Actual Disbursements	172,993,311.97	35,210,562.84	208,203,874.81
(Over)/Under spending	34,558,991.77	(32,894,523.43)	1,664,468.34

Notes: The use of NTA is discouraged  
 \* Amounts should tally

Certified Correct:  
  
 CYNTHIA R. LAYNESA  
 Accountant III  
 Date: September 30, 2020

Approved By:  
  
 MERIAN CATAJAY-MANI, Ed.D., CESE  
 SUC PRESIDENT  
 Date: September 30, 2020

MONTHLY REPORT OF DISBURSEMENTS  
For the month of October, 2020


Department : State Universities and Colleges  
 Agency : ROMBLON STATE UNIVERSITY  
 Operating Unit : 00 000  
 Organization Code (UACS) : 08 047 00 00000  
 Funding Source Code (as clustered) : 101

PARTICULARS	CURRENT YEAR BUDGET					PRIOR YEAR'S BUDGET											SUB-TOTAL	TRUST LIABILITIES				GRAND TOTAL					Remarks
	PS	MOOE	Fin. Exp	CO	TOTAL	PRIOR YEAR'S ACCOUNTS PAYABLE					CURRENT YEAR'S ACCOUNTS PAYABLE							PS	MOOE	CO	TOTAL	PS	MOOE	Fin. Exp	CO	TOTAL	
						PS	MOOE	Fin. Exp	CO	Sub-Total	PS	MOOE	Fin. Exp	CO	Sub-Total	TOTAL											
1	2	3	4	5	6=(2+3+4+5)	7	8	9	10	11=(7+8+9+10)	12	13	14	15	16=(12+13+14+15)	17=(11+16)	18=(6+17)	19	20	21	22=(19+20+21)	23	24	25	26	27=(23+24+25+26)	
Notice of Cash Allocation (NCA)																											
MDS Checks Issued	3,557,730.74	403,527.97			3,961,258.71																	3,557,730.74	403,527.97			3,961,258.71	
Advice to Debit Account	9,109,068.13	2,523,701.69			11,632,769.82																	9,109,068.13	2,523,701.69			11,632,769.82	
Working Fund (NCA issued to BTr)																											
Tax Remittance Advices Issued (TRA)	1,015,985.42	691,190.25			1,707,175.67				715,483.01	715,483.01												1,015,985.42	691,190.25		715,483.01	2,422,668.68	
Cash Disbursement Ceiling (CDC)																											
Non-Cash Availment Authority (NCAA)																											
Others (CDT, BTr Docs Stamp, etc.)																											
<b>TOTAL</b>	<b>13,682,784.29</b>	<b>3,618,419.91</b>			<b>17,301,204.20</b>				<b>715,483.01</b>	<b>715,483.01</b>												<b>13,682,784.29</b>	<b>3,618,419.91</b>		<b>715,483.01</b>	<b>18,016,687.21</b>	


SUMMARY:


	Previous Report	This month	As of Date
Total Disbursement Authorities Received			
NCA	196,926,235.00	63,699,000.00	260,625,235.00
NTA	-	-	-
TRA	12,942,108.15	2,422,658.68	15,364,766.83
CDC			
NCAA			
Others (CDT, BTr Docs Stamp, etc.)			
Less: Notice of Transfer Allocations (NTA)* issued			
<b>Total Disbursements Authorities Available</b>	<b>209,868,343.15</b>	<b>66,121,658.68</b>	<b>275,990,001.83</b>
Less: Lapsed NCA	1,664,468.34		1,664,468.34
Disbursements *	208,203,874.81	18,016,687.21	226,220,562.02
<b>Balance of Disbursements Authorities as of to date</b>	<b>-</b>	<b>48,104,971.47</b>	<b>48,104,971.47</b>

Notes: The use of NTA is discouraged  
 \* Amounts should tally

Certified Correct:  
  
 CYNTHIA R. LAYNESA  
 Accountant III  
 Date: October 31, 2020

	Previous Report	This month	As of Date
Total Disbursements Program	209,868,343.15	66,121,658.68	275,990,001.83
Less: * Actual Disbursements	208,203,874.81	18,016,687.21	226,220,562.02
(Over)/Under spending	1,664,468.34	48,104,971.47	49,769,439.81

Approved By:  
  
 MERIAN CATAJAY-MANI, Ed.D., CESE  
 SUC PRESIDENT  
 Date: October 31, 2020



MONTHLY REPORT OF DISBURSEMENTS  
For the month of November, 2020

Department : State Universities and Colleges  
 Agency : ROMBLON STATE UNIVERSITY  
 Operating Unit : 00.000  
 Organization Code (UACS) : 08 047 00 00000  
 Funding Source Code (as clustered) : 101

PARTICULARS	CURRENT YEAR BUDGET					PRIOR YEAR'S BUDGET											TRUST LIABILITIES				GRAND TOTAL					Remarks		
	PS	MOOE	Fin. Exp	CO	TOTAL	PRIOR YEAR'S ACCOUNTS PAYABLE					CURRENT YEAR'S ACCOUNTS PAYABLE						SUB-TOTAL	PS	MOOE	CO	TOTAL	PS	MOOE	Fin. Exp	CO		TOTAL	
						PS	MOOE	Fin. Exp	CO	Sub-Total	PS	MOOE	Fin. Exp	CO	Sub-Total	TOTAL												
1	2	3	4	5	6=(2+3+4+5)	7	8	9	10	11=(7+8+9+10)	12	13	14	15	16=(12+13+14+15)	17=(11+16)	18=(6+17)	19	20	21	22=(19+20+21)	23	24	25	26	27=(23+24+25+26)	28	
Notice of Cash Allocation (NCA)																												
MDS Checks Issued	2,299,930.13	740,361.71			3,040,291.84																	2,299,930.11	740,361.71			3,040,291.84		
Advice to Debit Account	26,811,359.26	818,382.73			27,629,741.99																	26,811,359.26	818,382.73			27,629,741.99		
Working Fund (NCA issued to BTr)																												
Tax Remittance Advices Issued (TRA)	997,074.22				997,074.22																	997,074.22				997,074.22		
Cash Disbursement Ceiling (CDC)																												
Non-Cash Availment Authority (NCAA)																												
Others (CDT, BTr Docs Stamp, etc.)																												
<b>TOTAL</b>	<b>30,108,363.61</b>	<b>1,558,744.44</b>			<b>31,667,108.05</b>																	<b>30,108,363.61</b>	<b>1,558,744.44</b>			<b>31,667,108.05</b>		

SUMMARY:

	Previous Report	This month	As of Date
Total Disbursement Authorities Received			
NCA	260,625,235.00		260,625,235.00
NTA			
TRA	15,364,66.83	997,074.22	16,361,841.05
CDC			
NCAA			
Others (CDT, BTr Docs Stamp, etc.)			
Less: Notice of Transfer Allocations (NTA)* issued			
<b>Total Disbursements Authorities Available</b>	<b>275,990,001.83</b>	<b>997,074.22</b>	<b>276,987,076.05</b>
Less: Lapsed NCA	1,664,468.34		1,664,468.34
Disbursements *	226,220,852.02	31,667,108.05	257,887,670.07
<b>Balance of Disbursements Authorities as of to date</b>	<b>48,104,971.47</b>	<b>(30,670,033.83)</b>	<b>17,434,937.64</b>

Notes: The use of NTA is discouraged  
\* Amounts should tally

Certified Correct:  
*Cynthia R. Laynesa*  
CYNTHIA R. LAYNESE  
Accountant III  
Date: November 30, 2020

	Previous Report	This month	As of Date
Total Disbursements Program	275,990,001.83	997,074.22	276,987,076.05
Less: * Actual Disbursements	226,220,852.02	31,667,108.05	257,887,670.07
(Over)/Under spending	49,769,439.81	(30,670,033.83)	19,099,405.98

Approved By:  
*Marian Catajay-Mani*  
MERIAN CATAJAY-MANI, Ed.D., CESE  
SUC PRESIDENT  
Date: November 30, 2020



**MONTHLY REPORT OF DISBURSEMENTS**  
For the month of December, 2020


Department : State Universities and Colleges  
 Agency : ROMBLON STATE UNIVERSITY  
 Operating Unit : 00 000  
 Organization Code (UACS) : 08 047 00 00000  
 Funding Source Code (as clustered) : 101

PARTICULARS	CURRENT YEAR BUDGET					PRIOR YEAR'S BUDGET										SUB-TOTAL	TRUST LIABILITIES				GRAND TOTAL					Remarks		
	PS	MOOE	Fin. Exp	CO	TOTAL	PRIOR YEAR'S ACCOUNTS PAYABLE					CURRENT YEAR'S ACCOUNTS PAYABLE						PS	MOOE	CO	TOTAL	PS	MOOE	Fin. Exp	CO	TOTAL			
						PS	MOOE	Fin. Exp	CO	Sub-Total	PS	MOOE	Fin. Exp	CO	Sub-Total												TOTAL	
1	2	3	4	5	6=(2+3+4+5)	7	8	9	10	11=(7+8+9+10)	12	13	14	15	16=(12+13+14+15)	17=(11+16)	18=(6+17)	19	20	21	22=(19+20+21)	23	24	25	26	27=(23+24+25+26)	28	
Notice of Cash Allocation (NCA) MDS Checks Issued Advice to Debit Account	6,559,861.44	1,049,428.72		3,978,659.67	11,587,949.83																	6,559,861.44	1,049,428.72		3,978,659.67	11,587,949.83		
Working Fund (NCA issued to BTr)	20,739,222.35	721,802.69			21,461,025.04																	20,739,222.35	721,802.69			21,461,025.04		
Tax Remittance Advices Issued (TRA)	1,273,858.49	467,931.80			1,741,790.29																	1,273,858.49	467,931.80			1,741,790.29		
Cash Disbursement Ceiling (CDC)																												
Non-Cash Availment Authority (NCAA)																												
Others (CDT, BTr Docs Stamp, etc.)																												
<b>TOTAL</b>	<b>28,572,942.28</b>	<b>2,239,163.21</b>		<b>3,978,659.67</b>	<b>34,790,765.16</b>																	<b>28,572,942.28</b>	<b>2,239,163.21</b>		<b>3,978,659.67</b>	<b>34,790,765.16</b>		


**SUMMARY:**


	Previous Report	This month	As of Date
Total Disbursement Authorities Received			
NCA	260,625,235.00	18,698,413.00	279,323,648.00
NTA	-	-	-
TRA	16,361,841.05	1,741,790.29	18,103,631.34
CDC			
NCAA			
Others (CDT, BTr Docs Stamp, etc.)			
Less: Notice of Transfer Allocations (NTA)* issued			
<b>Total Disbursements Authorities Available</b>	<b>276,987,076.05</b>	<b>20,440,203.29</b>	<b>297,427,279.34</b>
Less: Lapsed NCA	1,664,468.34	3,084,375.77	4,748,844.11
Disbursements *	257,887,670.07	34,790,765.16	292,678,435.23
<b>Balance of Disbursements Authorities as of to date</b>	<b>17,434,937.64</b>	<b>(17,434,937.64)</b>	<b>-</b>

Notes: The use of NTA is discouraged  
 \* Amounts should tally

Certified Correct:  
  
 CYNTHIA R. LAYNESA  
 Accountant III  
 Date: December 31, 2020

	Previous Report	This month	As of Date
Total Disbursements Program	276,987,076.05	20,440,203.29	297,427,279.34
Less: * Actual Disbursements	257,887,670.07	34,790,765.16	292,678,435.23
(Over)/Under spending	19,099,405.98	(14,350,561.87)	4,748,844.11

Approved By:  
  
 MERIAN CATAJAY-MANI, Ed.D., CESE  
 SUC PRESIDENT  
 Date: December 31, 2020



As at the Quarter Ending March 31, 2020

Department : State Universities and Colleges (SUCs)  
 Agency : Romblon State University  
 Operating Unit : < not applicable >  
 Organization Code : 08 047 0000000  
 Fund Cluster : 05 - Internally Generated Funds

Classification/Sources of Revenue and Other Receipts	UACS CODE	REVENUE TARGET (Annual) per BESF	Actual Revenue and Other Receipts Collections					Cumulative Remittance/Deposits to Date			Variance		Remarks
			1st Quarter Ending March 31	2nd Quarter Ending June 30	3rd Quarter Ending Sept. 30	4th Quarter Ending Dec. 31	Total	Remittance to BTr	Deposited with AGDB	TOTAL	Amount	%	
1	2	3	4	5	6	7	8=[(6+(-)7)-8+9]	9	10	11=(9+10)	12=(8-3)	13=(12/3)	14
Internally Generated Funds		81,006,000.00	55,513,086.87	0.00	0.00	0.00	55,513,086.87	0.00	30,337,786.99	30,337,786.99	(25,492,913.13)	-31 %	
Non-Revenue Collections/Other Receipts		81,006,000.00	55,513,086.87	0.00	0.00	0.00	55,513,086.87	0.00	30,337,786.99	30,337,786.99	(25,492,913.13)	-31 %	
Cash Receipts		81,006,000.00	30,337,786.99	0.00	0.00	0.00	30,337,786.99	0.00	30,337,786.99	30,337,786.99	(50,668,213.01)	-63 %	
Not Applicable		81,006,000.00	30,337,786.99	0.00	0.00	0.00	30,337,786.99	0.00	30,337,786.99	30,337,786.99	(50,668,213.01)	-63 %	
Receivables - Disallowances/Charges	1030501000	0.00	10,778.76	0.00	0.00	0.00	10,778.76	0.00	10,778.76	10,778.76	10,778.76	0 %	
Advances for Payroll	1990102000	0.00	37,984.52	0.00	0.00	0.00	37,984.52	0.00	37,984.52	37,984.52	37,984.52	0 %	
Advances for Special Disbursing Officer	1990103000	0.00	132,536.60	0.00	0.00	0.00	132,536.60	0.00	132,536.60	132,536.60	132,536.60	0 %	
Due to NGAs	2020105000	0.00	500,000.00	0.00	0.00	0.00	500,000.00	0.00	500,000.00	500,000.00	500,000.00	0 %	
Trust Liabilities	2040101000	0.00	24,494,000.00	0.00	0.00	0.00	24,494,000.00	0.00	24,494,000.00	24,494,000.00	24,494,000.00	0 %	
Tuition Fees	4020201001	44,461,000.00	3,040,401.40	0.00	0.00	0.00	3,040,401.40	0.00	3,040,401.40	3,040,401.40	(41,420,598.60)	-93 %	
Income Collected from Students	4020201002	29,076,000.00	871,804.31	0.00	0.00	0.00	871,804.31	0.00	871,804.31	871,804.31	(28,204,195.69)	-97 %	
Other Business Income	4020299099	7,469,000.00	979,443.80	0.00	0.00	0.00	979,443.80	0.00	979,443.80	979,443.80	(6,489,556.20)	-87 %	
Income from Grants and Donations in Cash	4040201000	0.00	76,710.00	0.00	0.00	0.00	76,710.00	0.00	76,710.00	76,710.00	76,710.00	0 %	
Miscellaneous Income	4060999000	0.00	194,127.60	0.00	0.00	0.00	194,127.60	0.00	194,127.60	194,127.60	194,127.60	0 %	
Not Applicable		0.00	25,175,299.88	0.00	0.00	0.00	25,175,299.88	0.00	0.00	0.00	25,175,299.88	0 %	
Not Applicable		0.00	25,175,299.88	0.00	0.00	0.00	25,175,299.88	0.00	0.00	0.00	25,175,299.88	0 %	
Receivables - Disallowances/Charges	1030501000	0.00	10,778.76	0.00	0.00	0.00	10,778.76	0.00	0.00	0.00	10,778.76	0 %	
Advances for Payroll	1990102000	0.00	37,984.52	0.00	0.00	0.00	37,984.52	0.00	0.00	0.00	37,984.52	0 %	
Advances for Special Disbursing Officer	1990103000	0.00	132,536.60	0.00	0.00	0.00	132,536.60	0.00	0.00	0.00	132,536.60	0 %	
Advances to Officers and Employees	1990104000	0.00	0.00	0.00	0.00	0.00	0.00	0.00	0.00	0.00	0.00	0 %	
Due to NGAs	2020105000	0.00	500,000.00	0.00	0.00	0.00	500,000.00	0.00	0.00	0.00	500,000.00	0 %	
Trust Liabilities	2040101000	0.00	24,494,000.00	0.00	0.00	0.00	24,494,000.00	0.00	0.00	0.00	24,494,000.00	0 %	
<b>TOTAL</b>		<b>81,006,000.00</b>	<b>55,513,086.87</b>	<b>0.00</b>	<b>0.00</b>	<b>0.00</b>	<b>55,513,086.87</b>	<b>0.00</b>	<b>30,337,786.99</b>	<b>30,337,786.99</b>	<b>(25,492,913.13)</b>	<b>-31 %</b>	

This report was generated using the Unified Reporting System on 19/01/2021 09:01 version.FAR5.1.1 ; Status : SUBMITTED

Certified Correct:

*Cynthia R. Laynesa*  
 CYNTHIA R. LAYNES, CPA

Accountant III

Date: 4/7/2020



Approved By:

*Marian P. Catajay-Mani*  
 MERIAN P. CATAJAY-MANI, ED.D., CESE

University President

Date: 4/7/2020

As at the Quarter Ending June 30, 2020

Department : State Universities and Colleges (SUCs)  
 Agency : Romblon State University  
 Operating Unit : < not applicable >  
 Organization Code : 08 047 000000  
 Fund Cluster : 05 - Internally Generated Funds

Classification/Sources of Revenue and Other Receipts	UACS CODE	REVENUE TARGET (Annual) per BESF	Actual Revenue and Other Receipts Collections					Cumulative Remittance/Deposits to Date			Variance		Remarks
			1st Quarter Ending March 31	2nd Quarter Ending June 30	3rd Quarter Ending Sept. 30	4th Quarter Ending Dec. 31	Total	Remittance to BTr	Deposited with AGDB	TOTAL	Amount	%	
1	2	3	4	5	6	7	8=[(6+(-)7)-8+9]	9	10	11=(9+10)	12=(8-3)	13=(12/3)	14
Internally Generated Funds		81,006,000.00	30,337,786.99	76,940,079.94	0.00	0.00	107,277,866.93	75,580,401.96	69,120,215.13	144,700,617.09	26,271,866.93	32 %	
Non-Revenue Collections/Other Receipts		81,006,000.00	30,337,786.99	76,940,079.94	0.00	0.00	107,277,866.93	75,580,401.96	69,120,215.13	144,700,617.09	26,271,866.93	32 %	
Cash Receipts		81,006,000.00	30,337,786.99	76,940,079.94	0.00	0.00	107,277,866.93	75,580,401.96	69,120,215.13	144,700,617.09	26,271,866.93	32 %	
Not Applicable		81,006,000.00	30,337,786.99	76,940,079.94	0.00	0.00	107,277,866.93	75,580,401.96	69,120,215.13	144,700,617.09	26,271,866.93	32 %	
Receivables - Disallowances/Charges	1030501000	0.00	10,778.76	30,150.00	0.00	0.00	40,928.76	40,928.76	0.00	40,928.76	40,928.76	0 %	
Advances for Payroll	1990102000	0.00	37,984.52	0.00	0.00	0.00	37,984.52	0.00	37,984.52	37,984.52	37,984.52	0 %	
Advances for Special Disbursing Officer	1990103000	0.00	132,536.60	37,387,200.00	0.00	0.00	37,519,736.60	37,519,736.60	0.00	37,519,736.60	37,519,736.60	0 %	
Advances to Officers and Employees	1990104000	0.00	0.00	96,986.44	0.00	0.00	96,986.44	37,519,736.60	0.00	37,519,736.60	96,986.44	0 %	
Due to NGAs	2020105000	0.00	500,000.00	0.00	0.00	0.00	500,000.00	500,000.00	0.00	500,000.00	500,000.00	0 %	
Trust Liabilities	2040101000	0.00	24,494,000.00	37,387,200.00	0.00	0.00	61,881,200.00	0.00	61,881,200.00	61,881,200.00	61,881,200.00	0 %	
Tuition Fees	4020201001	44,461,000.00	3,040,401.40	1,050,355.00	0.00	0.00	4,090,756.40	0.00	4,090,756.40	4,090,756.40	(40,370,243.60)	-91 %	
Income Collected from Students	4020201002	29,076,000.00	871,804.31	519,395.00	0.00	0.00	1,391,199.31	0.00	1,391,199.31	1,391,199.31	(27,684,800.69)	-95 %	
Other Business Income	4020299099	7,469,000.00	979,443.80	274,658.50	0.00	0.00	1,254,102.30	0.00	1,254,102.30	1,254,102.30	(6,214,897.70)	-83 %	
Income from Grants and Donations in Cash	4040201000	0.00	76,710.00	176,070.00	0.00	0.00	252,780.00	0.00	252,780.00	252,780.00	252,780.00	0 %	
Miscellaneous Income	4060999000	0.00	194,127.60	18,065.00	0.00	0.00	212,192.60	0.00	212,192.60	212,192.60	212,192.60	0 %	
<b>TOTAL</b>		<b>81,006,000.00</b>	<b>30,337,786.99</b>	<b>76,940,079.94</b>	<b>0.00</b>	<b>0.00</b>	<b>107,277,866.93</b>	<b>75,580,401.96</b>	<b>69,120,215.13</b>	<b>144,700,617.09</b>	<b>26,271,866.93</b>	<b>32 %</b>	

Certified Correct:

*Cynthia R. Laynesa*  
 CYNTHIA R. LAYNES, CPA

Accountant III

Date: 7/10/2020



Approved By:

*Merian P. Catajay-Mani*  
 MERIAN P. CATAJAY-MANI, ED.D., CESE

University President

Date: 7/10/2020



As at the Quarter Ending September 30, 2020

Department : State Universities and Colleges (SUCs)  
 Agency : Romblon State University  
 Operating Unit : < not applicable >  
 Organization Code : 08 047 000000  
 Fund Cluster : 05 - Internally Generated Funds

Classification/Sources of Revenue and Other Receipts	UACS CODE	REVENUE TARGET (Annual) per BESF	Actual Revenue and Other Receipts Collections					Cumulative Remittance/Deposits to Date			Variance		Remarks
			1st Quarter Ending March 31	2nd Quarter Ending June 30	3rd Quarter Ending Sept. 30	4th Quarter Ending Dec. 31	Total	Remittance to BTr	Deposited with AGDB	TOTAL	Amount	%	
1	2	3	4	5	6	7	8=[(6+(-)7)-8+9]	9	10	11=(9+10)	12=(8-3)	13=(12/3)	14
Internally Generated Funds		81,006,000.00	31,563,584.19	40,738,079.94	53,140,913.74	0.00	125,442,577.87	0.00	125,442,577.87	125,442,577.17	44,436,577.87	55 %	
Non-Revenue Collections/Other Receipts		81,006,000.00	31,563,584.19	40,738,079.94	53,140,913.74	0.00	125,442,577.87	0.00	125,442,577.87	125,442,577.17	44,436,577.87	55 %	
Cash Receipts		81,006,000.00	31,563,584.19	40,738,079.94	53,140,913.74	0.00	125,442,577.87	0.00	125,442,577.87	125,442,577.17	44,436,577.87	55 %	
Not Applicable		81,006,000.00	31,563,584.19	40,738,079.94	53,140,913.74	0.00	125,442,577.87	0.00	125,442,577.87	125,442,577.17	44,436,577.87	55 %	
Receivables - Disallowances/Charges	1030501000	0.00	10,778.76	30,150.00	14,900.00	0.00	55,828.76	0.00	55,828.76	55,828.16	55,828.76	0 %	
Advances for Payroll	1990102000	0.00	37,984.52	0.00	0.00	0.00	37,984.52	0.00	37,984.52	37,984.12	37,984.52	0 %	
Advances for Special Disbursing Officer	1990103000	0.00	132,536.60	0.00	27,823.83	0.00	160,360.43	0.00	160,360.43	160,360.3	160,360.43	0 %	
Advances to Officers and Employees	1990104000	0.00	0.00	96,986.44	17,924.66	0.00	114,911.10	0.00	114,911.10	114,911.0	114,911.10	0 %	
Due to NGAs	2020105000	0.00	1,622,000.00	0.00	243,600.00	0.00	1,865,600.00	0.00	1,865,600.00	1,865,600.0	1,865,600.00	0 %	
Trust Liabilities	2040101000	0.00	24,588,700.00	37,387,200.00	5,891,612.25	0.00	67,837,512.25	0.00	67,837,512.25	67,837,512.5	67,837,512.25	0 %	
Tuition Fees	4020201001	44,461,000.00	3,040,401.40	1,050,355.00	24,664,300.00	0.00	28,755,056.40	0.00	28,755,056.40	28,755,056.0	(15,705,943.60)	-35 %	
Income Collected from Students	4020201002	29,076,000.00	871,804.31	519,395.00	20,822,005.00	0.00	22,213,204.31	0.00	22,213,204.31	22,213,204.1	(6,862,795.69)	-24 %	
Other Business Income	4020299099	7,469,000.00	1,018,541.00	1,459,858.50	658,576.00	0.00	3,136,975.50	0.00	3,136,975.50	3,136,975.0	(4,332,024.50)	-58 %	
Income from Grants and Donations in Cash	4040201000	0.00	76,710.00	176,070.00	800,172.00	0.00	1,052,952.00	0.00	1,052,952.00	1,052,952.0	1,052,952.00	0 %	
Miscellaneous Income	4060999000	0.00	194,127.60	18,065.00	0.00	0.00	212,192.60	0.00	212,192.60	212,192.0	212,192.60	0 %	
<b>TOTAL</b>		<b>81,006,000.00</b>	<b>31,563,584.19</b>	<b>40,738,079.94</b>	<b>53,140,913.74</b>	<b>0.00</b>	<b>125,442,577.87</b>	<b>0.00</b>	<b>125,442,577.87</b>	<b>125,442,577.17</b>	<b>44,436,577.87</b>	<b>55 %</b>	

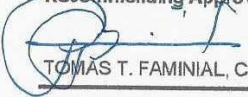
Certified Correct:

  
 CYNTHIA R. LAYNES, CPA

Accountant III


Date: 10/8/2020

Recommending Approval:

  
 TOMAS T. FAMINIAL, CPA, DBA

VP for Administration and Finance

Date: 10/8/2020



Approved By:

  
 MERIAN P. CATAJAY-IANI, ED.D., CESE


University President

Date: 10/8/2020

As at the Quarter Ending December 31, 2020

Department : State Universities and Colleges (SUCs)  
 Agency : Romblon State University  
 Operating Unit : < not applicable >  
 Organization Code : 08 047 0000000  
 Fund Cluster : 05 - Internally Generated Funds


Classification/Sources of Revenue and Other Receipts	UACS CODE	REVENUE TARGET (Annual) per BESF	Actual Revenue and Other Receipts Collections					Cumulative Remittance/Deposits to Date			Variance		Remarks
			1st Quarter Ending March 31	2nd Quarter Ending June 30	3rd Quarter Ending Sept. 30	4th Quarter Ending Dec. 31	Total	Remittance to BTr	Deposited with AGDB	TOTAL	Amount	%	
1	2	3	4	5	6	7	8=[(6+(-)7)-8+9]	9	10	11=(9+10)	12=(8-3)	13=(12/3)	14
Internally Generated Funds		81,006,000.00	31,563,584.19	40,738,079.94	53,140,913.74	46,852,586.15	172,295,164.02	0.00	172,295,164.02	172,295,164.02	91,289,164.02	113 %	
Non-Revenue Collections/Other Receipts		81,006,000.00	31,563,584.19	40,738,079.94	53,140,913.74	46,852,586.15	172,295,164.02	0.00	172,295,164.02	172,295,164.02	91,289,164.02	113 %	
Cash Receipts		81,006,000.00	31,563,584.19	40,738,079.94	53,140,913.74	46,852,586.15	172,295,164.02	0.00	172,295,164.02	172,295,164.02	91,289,164.02	113 %	
Not Applicable		81,006,000.00	31,563,584.19	40,738,079.94	53,140,913.74	46,852,586.15	172,295,164.02	0.00	172,295,164.02	172,295,164.02	91,289,164.02	113 %	
Receivables - Disallowances/Charges	1030501000	0.00	10,778.76	30,150.00	14,900.00	57,700.00	113,528.76	0.00	113,528.76	113,528.76	113,528.76	0 %	
Advances for Payroll	1990102000	0.00	37,984.52	0.00	0.00	142,650.00	180,634.52	0.00	180,634.52	180,634.52	180,634.52	0 %	
Advances for Special Disbursing Officer	1990103000	0.00	132,536.60	0.00	27,823.83	301,390.02	461,750.45	0.00	461,750.45	461,750.45	461,750.45	0 %	
Advances to Officers and Employees	1990104000	0.00	0.00	96,986.44	17,924.66	19,825.24	134,736.34	0.00	134,736.34	134,736.34	134,736.34	0 %	
Due to NGAs	2020105000	0.00	1,622,000.00	0.00	243,600.00	333,334.00	2,198,934.00	0.00	2,198,934.00	2,198,934.00	2,198,934.00	0 %	
Trust Liabilities	2040101000	0.00	24,558,700.00	37,387,200.00	5,691,612.25	44,507,400.00	112,344,912.25	0.00	112,344,912.25	112,344,912.25	112,344,912.25	0 %	
Guaranty/Security Deposits Payable	2040104000	0.00	0.00	0.00	0.00	150,182.90	150,182.90	0.00	150,182.90	150,182.90	150,182.90	0 %	
Tuition Fees	4020201001	44,461,000.00	3,040,401.40	1,050,355.00	24,664,300.00	223,860.00	28,978,916.40	0.00	28,978,916.40	28,978,916.40	(15,482,083.60)	-35 %	
Income Collected from Students	4020201002	29,076,000.00	871,804.31	519,395.00	20,822,005.00	130,150.00	22,343,354.31	0.00	22,343,354.31	22,343,354.31	(6,732,645.69)	-23 %	
Other Business Income	4020299099	7,469,000.00	1,018,541.00	1,459,858.50	658,576.00	968,871.00	4,105,846.50	0.00	4,105,846.50	4,105,846.50	(3,363,153.50)	-45 %	
Income from Grants and Donations in Cash	4040201000	0.00	76,710.00	176,070.00	800,172.00	0.00	1,052,952.00	0.00	1,052,952.00	1,052,952.00	1,052,952.00	0 %	
Miscellaneous Income	4060999000	0.00	194,127.60	18,065.00	0.00	17,222.99	229,415.59	0.00	229,415.59	229,415.59	229,415.59	0 %	
<b>TOTAL</b>		81,006,000.00	31,563,584.19	40,738,079.94	53,140,913.74	46,852,586.15	172,295,164.02	0.00	172,295,164.02	172,295,164.02	91,289,164.02	113 %	


Certified Correct:  
  
 CYNTHIA R. LAYNES, CPA  
 Accountant III

Date: 2021-01-12 14:54:29.0

Recommending Approval:  
  
 TOMAS T. FAMINIAL, CPA, DBA  
 VP for Administration and Finance

Date: 2021-01-13 09:14:59.0



Approved By:  
  
 MERIAN P. CATAJAY-MANI, ED.D., CESE  
 University President

Date: 2021-01-13 09:17:43.0