

QUARTERLY REPORT OF REVENUE AND OTHER RECEIPTS
As at the Quarter Ending December 31, 2021


Department : State Universities and Colleges (SUCs)
Agency : Romblon State University
Operating Unit : < not applicable >
Organization Code (UACS) : 08 047 0000000
Fund Cluster : 07 - Trust Receipts

Classification/Sources of Revenue and Other Receipts	UACS CODE	REVENUE TARGET (Annual) per BESF	Actual Revenue and Other Receipts Collections					Cumulative Remittance/Deposits to Date			Variance		Remarks
			1st Quarter Ending March 31	2nd Quarter Ending June 30	3rd Quarter Ending Sept. 30	4th Quarter Ending Dec. 31	Total	Remittance to BTr	Deposited with AGDB	TOTAL	Amount	%	
1	2	3	4	5	6	7	8=[(6+)-]-7]-8+9]	9	10	11=(9+10)	12=(8-3)	13=(12/3)	14
Trust Receipts		0.00	2,018,000.00	51,135,326.80	64,078,165.25	39,462,978.35	156,694,470.40	0.00	156,694,470.40	156,694,470.40	156,694,470.40	0%	
Trust Receipts Deposited with Authorized Government Depository Banks (AGDB)		0.00	2,018,000.00	51,135,326.80	64,078,165.25	39,462,978.35	156,694,470.40	0.00	156,694,470.40	156,694,470.40	156,694,470.40	0%	
Proceeds from sale of bid documents ✓		0.00	47,000.00	117,500.00	144,093.00	69,500.00	378,093.00	0.00	378,093.00	378,093.00	378,093.00	0%	
Performance Bond ✓		0.00	20,000.00	0.00	111,771.75	167,178.35	298,950.10	0.00	298,950.10	298,950.10	298,950.10	0%	
Adopt A CPA Reviewee Program ✓		0.00	3,000.00	0.00	0.00	0.00	3,000.00	0.00	3,000.00	3,000.00	3,000.00	0%	
Scholarship Assistance ✓		0.00	1,948,000.00	0.00	0.00	56,000.00	2,004,000.00	0.00	2,004,000.00	2,004,000.00	2,004,000.00	0%	
Fund transfer for Massive Seedling Propagation/Distribution of Planting Materials ✓		0.00	0.00	2,000,000.00	0.00	0.00	2,000,000.00	0.00	2,000,000.00	2,000,000.00	2,000,000.00	0%	
DOST-Field Testing of laboratory reared seaweed cultivars ✓		0.00	0.00	1,262,426.80	0.00	0.00	1,262,426.80	0.00	1,262,426.80	1,262,426.80	1,262,426.80	0%	
PCA Corp-VCO Plant Project for San Andres and San Agustin ✓		0.00	0.00	34,000,000.00	0.00	0.00	34,000,000.00	0.00	34,000,000.00	34,000,000.00	34,000,000.00	0%	
Fund release for RSU's CiLearn Project ✓		0.00	0.00	12,000,000.00	0.00	0.00	12,000,000.00	0.00	12,000,000.00	12,000,000.00	12,000,000.00	0%	
Release of Policy Ambassadorship Program ✓		0.00	0.00	255,400.00	0.00	0.00	255,400.00	0.00	255,400.00	255,400.00	255,400.00	0%	
Establishing Baseline Agriculture Performance and Rural Dev't Indicators ✓		0.00	0.00	1,500,000.00	0.00	0.00	1,500,000.00	0.00	1,500,000.00	1,500,000.00	1,500,000.00	0%	
SMART ISLA Project ✓		0.00	0.00	0.00	22,007,800.50	0.00	22,007,800.50	0.00	22,007,800.50	22,007,800.50	22,007,800.50	0%	
Tertiary Education Subsidy ✓		0.00	0.00	0.00	36,450,000.00	38,785,000.00	75,235,000.00	0.00	75,235,000.00	75,235,000.00	75,235,000.00	0%	
TES ASC ✓		0.00	0.00	0.00	364,500.00	385,300.00	749,800.00	0.00	749,800.00	749,800.00	749,800.00	0%	
Fund for Upgrading Marine Fin Fish Hatchery Facility Project ✓		0.00	0.00	0.00	5,000,000.00	0.00	5,000,000.00	0.00	5,000,000.00	5,000,000.00	5,000,000.00	0%	
TOTAL		0.00	2,018,000.00	51,135,326.80	64,078,165.25	39,462,978.35	156,694,470.40	0.00	156,694,470.40	156,694,470.40	156,694,470.40	0%	

Certified Correct:


CYNTHIA R. LAYNESE, CPA
Date: 1/26/2022

Recommending Approval:


THOMAS T. FAMINIAL, CPA, DBA
Date: 1/26/2022

Approved By:



MERIAN P. CATAJAY-MANI, ED.D., CESE
Date: 1/26/2022





QUARTERLY REPORT OF REVENUE AND OTHER RECEIPTS
As at the Quarter Ending December 31, 2021


Department : State Universities and Colleges (SUCs)
 Agency : Romblon State University
 Operating Unit : < not applicable >
 Organization Code (UACS) : 08 047 0000000
 Fund Cluster : 06 - Business Related Funds

Classification/Sources of Revenue and Other Receipts	UACS CODE	REVENUE TARGET (Annual) per BESF	Actual Revenue and Other Receipts Collections					Cumulative Remittance/Deposits to Date			Variance		Remarks
			1st Quarter Ending March 31	2nd Quarter Ending June 30	3rd Quarter Ending Sept. 30	4th Quarter Ending Dec. 31	Total	Remittance to BTr	Deposited with AGDB	TOTAL	Amount	%	
1	2	3	4	5	6	7	8=[(6+(-)7)-8+9]	9	10	11=(9+10)	12=(8-3)	13=(12/3)	14
Business Related Funds		10,878,000.00	1,646,803.05	286,935.00	569,625.00	1,145,207.00	3,648,570.05	0.00	3,648,570.05	3,648,570.05	(7,229,429.95)	-66%	
Revenue Collections		10,878,000.00	1,646,803.05	286,935.00	569,625.00	1,145,207.00	3,648,570.05	0.00	3,648,570.05	3,648,570.05	(7,229,429.95)	-66%	
Cash Revenue		10,878,000.00	1,646,803.05	286,935.00	569,625.00	1,145,207.00	3,648,570.05	0.00	3,648,570.05	3,648,570.05	(7,229,429.95)	-66%	
Non-Tax		10,878,000.00	1,646,803.05	286,935.00	569,625.00	1,145,207.00	3,648,570.05	0.00	3,648,570.05	3,648,570.05	(7,229,429.95)	-66%	
Other Business Income	4020299099	10,878,000.00	1,646,803.05	286,935.00	569,625.00	1,145,207.00	3,648,570.05	0.00	3,648,570.05	3,648,570.05	(7,229,429.95)	-66%	
TOTAL		10,878,000.00	1,646,803.05	286,935.00	569,625.00	1,145,207.00	3,648,570.05	0.00	3,648,570.05	3,648,570.05	(7,229,429.95)	-66%	

Certified Correct:

 CYNTHIA R. LAYNES, CPA
 Date: 1/26/2022

Recommending Approval

 THOMAS T. FAMINIAL, CPA, DBA
 Date: 1/26/2022

Approved By:

 MERIAN P. CATAJAY-MANI, ED.D., CESE
 Date: 1/26/2022




QUARTERLY REPORT OF REVENUE AND OTHER RECEIPTS

As at the Quarter Ending December 31, 2021


Department : State Universities and Colleges (SUCs)
 Agency : Romblon State University
 Operating Unit : < not applicable >
 Organization Code (UACS) : 08 047 000000
 Fund Cluster : 05 - Internally Generated Funds

Classification/Sources of Revenue and Other Receipts	UACS CODE	REVENUE TARGET (Annual) per BESF	Actual Revenue and Other Receipts Collections					Cumulative Remittance/Deposits to Date			Variance		Remarks
			1st Quarter Ending March 31	2nd Quarter Ending June 30	3rd Quarter Ending Sept. 30	4th Quarter Ending Dec. 31	Total	Remittance to BTr	Deposited with AGDB	TOTAL	Amount	%	
1	2	3	4	5	6	7	8=[(6+(-7))-8+9]	9	10	11=(9+10)	12=(8-3)	13=(12/3)	14
Internally Generated Funds		138,711,000.00	43,722,183.26	1,541,923.53	49,832,914.02	60,654,648.78	155,751,669.57	0.00	155,751,669.57	155,751,669.57	17,040,669.57	12 %	
Revenue Collections		138,711,000.00	43,207,746.00	1,178,118.00	49,591,635.90	60,026,765.00	154,004,264.90	0.00	154,004,264.90	154,004,264.90	15,293,264.90	11 %	
Cash Revenue		138,711,000.00	43,207,746.00	1,178,118.00	49,591,635.90	60,026,765.00	154,004,264.90	0.00	154,004,264.90	154,004,264.90	15,293,264.90	11 %	
Non-Tax		138,711,000.00	43,207,746.00	1,178,118.00	49,591,635.90	60,026,765.00	154,004,264.90	0.00	154,004,264.90	154,004,264.90	15,293,264.90	11 %	
Tuition Fees	4020201001	73,231,000.00	29,053,950.00	749,700.00	25,766,430.00	33,843,280.00	89,413,360.00	0.00	89,413,360.00	89,413,360.00	16,182,360.00	22 %	
Income Collected from Students	4020201002	65,480,000.00	14,153,796.00	428,418.00	23,825,205.90	26,183,485.00	64,590,904.90	0.00	64,590,904.90	64,590,904.90	(889,095.10)	-1 %	
Non-Revenue Collections/Other Receipts		0.00	514,437.26	363,805.53	241,278.12	627,883.76	1,747,404.67	0.00	1,747,404.67	1,747,404.67	1,747,404.67	0 %	
Cash Receipts		0.00	514,437.26	363,805.53	241,278.12	627,883.76	1,747,404.67	0.00	1,747,404.67	1,747,404.67	1,747,404.67	0 %	
Others		0.00	514,437.26	363,805.53	241,278.12	627,883.76	1,747,404.67	0.00	1,747,404.67	1,747,404.67	1,747,404.67	0 %	
Petty Cash	1010102000	0.00	188.00	0.00	0.00	1.00	189.00	0.00	189.00	189.00	189.00	0 %	
Receivables - Disallowances/Charges	1030501000	0.00	129,375.00	122,062.50	150,950.00	117,450.00	519,837.50	0.00	519,837.50	519,837.50	519,837.50	0 %	
Advances for Payroll	1990102000	0.00	83,590.90	0.00	2,800.00	20,041.00	106,431.90	0.00	106,431.90	106,431.90	106,431.90	0 %	
Advances for Special Disbursing Officer	1990103000	0.00	286,138.72	200,013.97	57,812.54	480,166.07	1,024,131.30	0.00	1,024,131.30	1,024,131.30	1,024,131.30	0 %	
Advances to Officers and Employees	1990104000	0.00	15,144.64	41,729.06	29,715.58	10,225.69	96,814.97	0.00	96,814.97	96,814.97	96,814.97	0 %	
TOTAL		138,711,000.00	43,722,183.26	1,541,923.53	49,832,914.02	60,654,648.78	155,751,669.57	0.00	155,751,669.57	155,751,669.57	17,040,669.57	12 %	


Certified Correct:


 CYNTHIA R. LAYNES, CPA
 Date: 1/26/2022

Recommending Approval:


 TOMAS T. FAMINIAL, CPA, DBA
 Date: 1/26/2022

Approved By:


 MERIAN P. CATAJAY-MANI, ED.D., CESE
 Date: 1/26/2022

