


QUARTERLY REPORT OF REVENUE AND OTHER RECEIPTS
As at the Quarter Ending June 30, 2022


Department : State Universities and Colleges (SUCs)
 Agency : Romblon State University
 Operating Unit : < not applicable >
 Organization Code (UACS) : 08 047 0000000
 Fund Cluster : 05 - Internally Generated Funds

Classification/Sources of Revenue and Other Receipts	UACS CODE	REVENUE TARGET (Annual) per BESF	Actual Revenue and Other Receipts Collections					Cumulative Remittance/Deposits to Date			Variance		Remarks
			1st Quarter Ending March 31	2nd Quarter Ending June 30	3rd Quarter Ending Sept. 30	4th Quarter Ending Dec. 31	Total	Remittance to BTr	Deposited with AGDB	TOTAL	Amount	%	
1	2	3	4	5	6	7	8=[(6+)-]-7]-8+9]	9	10	11=(9+10)	12=(8-3)	13=(12/3)	14
Internally Generated Funds		162,641,000.00	2,666,556.31	11,481,782.07	0.00	0.00	14,148,338.38	0.00	14,148,338.38	14,148,338.38	(148,492,661.62)		-91 %
Revenue Collections		162,641,000.00	1,674,140.00	11,222,907.00	0.00	0.00	12,897,047.00	0.00	12,897,047.00	12,897,047.00	(149,743,953.00)		-92 %
Cash Revenue		162,641,000.00	1,674,140.00	11,222,907.00	0.00	0.00	12,897,047.00	0.00	12,897,047.00	12,897,047.00	(149,743,953.00)		-92 %
Non-Tax		162,641,000.00	1,674,140.00	11,222,907.00	0.00	0.00	12,897,047.00	0.00	12,897,047.00	12,897,047.00	(149,743,953.00)		-92 %
Tuition Fees	4020201001	80,554,000.00	728,375.00	7,043,480.00	0.00	0.00	7,771,855.00	0.00	7,771,855.00	7,771,855.00	(72,782,145.00)		-90 %
Income Collected from Students	4020201002	82,087,000.00	883,165.00	3,761,377.00	0.00	0.00	4,644,542.00	0.00	4,644,542.00	4,644,542.00	(77,442,458.00)		-94 %
Income from Grants and Donations in Cash	4040201000	0.00	62,600.00	418,050.00	0.00	0.00	480,650.00	0.00	480,650.00	480,650.00	480,650.00		0 %
Non-Revenue Collections/Other Receipts		0.00	992,416.31	258,875.07	0.00	0.00	1,251,291.38	0.00	1,251,291.38	1,251,291.38	1,251,291.38		0 %
Cash Receipts		0.00	992,416.31	258,875.07	0.00	0.00	1,251,291.38	0.00	1,251,291.38	1,251,291.38	1,251,291.38		0 %
Others		0.00	992,416.31	258,875.07	0.00	0.00	1,251,291.38	0.00	1,251,291.38	1,251,291.38	1,251,291.38		0 %
Petty Cash	1010102000	0.00	5,966.00	0.00	0.00	0.00	5,966.00	0.00	5,966.00	5,966.00	5,966.00		0 %
Receivables - Disallowances/Charges	1030501000	0.00	27,800.00	33,350.00	0.00	0.00	61,150.00	0.00	61,150.00	61,150.00	61,150.00		0 %
Advances for Payroll	1990102000	0.00	60,000.00	57,000.00	0.00	0.00	117,000.00	0.00	117,000.00	117,000.00	117,000.00		0 %
Advances for Special Disbursing Officer	1990103000	0.00	817,432.43	60,312.55	0.00	0.00	877,744.98	0.00	877,744.98	877,744.98	877,744.98		0 %
Advances to Officers and Employees	1990104000	0.00	18,302.00	22,519.52	0.00	0.00	40,821.52	0.00	40,821.52	40,821.52	40,821.52		0 %
Miscellaneous Income	4060999000	0.00	62,915.88	85,693.00	0.00	0.00	148,608.88	0.00	148,608.88	148,608.88	148,608.88		0 %
TOTAL		162,641,000.00	2,666,556.31	11,481,782.07	0.00	0.00	14,148,338.38	0.00	14,148,338.38	14,148,338.38	(148,492,661.62)		-91 %


Certified Correct:



 CYNTHIA R. LAYNES, CPA
 Accountant III
 Date: 2022-07-15 14:49:22

Recommending Approval:


 TOMAS T. FAMINIAL, CPA, DBA
 Vice President for Administration & Finance
 Date: 2022-07-15 14:59:53

Approved By:


 MERIA P. CATAJAY-MANI, ED.D., CESE
 University President
 Date: 2022-07-15 15:00:04



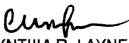
QUARTERLY REPORT OF REVENUE AND OTHER RECEIPTS
As at the Quarter Ending June 30, 2022

Department : State Universities and Colleges (SUCs)
 Agency : Romblon State University
 Operating Unit : < not applicable >
 Organization Code (UACS) : 08 047 0000000
 Fund Cluster : 07 - Trust Receipts


Classification/Sources of Revenue and Other Receipts	UACS CODE	REVENUE TARGET (Annual) per BESF	Actual Revenue and Other Receipts Collections					Cumulative Remittance/Deposits to Date			Variance		Remarks
			1st Quarter Ending March 31	2nd Quarter Ending June 30	3rd Quarter Ending Sept. 30	4th Quarter Ending Dec. 31	Total	Remittance to BTr	Deposited with AGDB	TOTAL	Amount	%	
1	2	3	4	5	6	7	8=[(6+(-)7)-8+9]	9	10	11=(9+10)	12=(8-3)	13=(12/3)	14
Trust Receipts		0.00	62,999,702.10	2,835,522.57	0.00	0.00	65,835,224.67	0.00	65,835,224.67	65,835,224.67	65,835,224.67		0%
Trust Receipts Deposited with Authorized Government Depository Banks (AGDB)		0.00	62,999,702.10	2,835,522.57	0.00	0.00	65,835,224.67	0.00	65,835,224.67	65,835,224.67	65,835,224.67		0%
Proceeds from sale of bid documents		0.00	107,500.00	104,000.00	0.00	0.00	211,500.00	0.00	211,500.00	211,500.00	211,500.00		0%
Performance bond		0.00	259,553.18	93,216.55	0.00	0.00	352,769.73	0.00	352,769.73	352,769.73	352,769.73		0%
CHED Scholarship Assistance		0.00	247,500.00	0.00	0.00	0.00	247,500.00	0.00	247,500.00	247,500.00	247,500.00		0%
TES Scholarship Assistance		0.00	31,064,912.50	0.00	0.00	0.00	31,064,912.50	0.00	31,064,912.50	31,064,912.50	31,064,912.50		0%
CHED Assistance for LUDIP Development		0.00	2,000,000.00	0.00	0.00	0.00	2,000,000.00	0.00	2,000,000.00	2,000,000.00	2,000,000.00		0%
Development of Inventory Management System System for MSMEs		0.00	220,247.42	0.00	0.00	0.00	220,247.42	0.00	220,247.42	220,247.42	220,247.42		0%
SMART ISLA: Integrated SMART Campus for Learning Advancements in an Island Education Setting Project 3: Dev't of RSU Learners Information and Mgt System (LIMS)		0.00	25,000,000.00	0.00	0.00	0.00	25,000,000.00	0.00	25,000,000.00	25,000,000.00	25,000,000.00		0%
Establishment of Laboratory -scale Research Facility for Characterization of Gorund Calcium Carbonates (GCC's) from Romblon Marble Wastes for Possible Commercialization and Industrial Use (DOST MIMAROPA Local GIA)		0.00	3,286,489.00	0.00	0.00	0.00	3,286,489.00	0.00	3,286,489.00	3,286,489.00	3,286,489.00		0%
DA ACEF Scholarship Assistance		0.00	742,500.00	0.00	0.00	0.00	742,500.00	0.00	742,500.00	742,500.00	742,500.00		0%
Prize for research paper presentation and poster competition		0.00	71,000.00	0.00	0.00	0.00	71,000.00	0.00	71,000.00	71,000.00	71,000.00		0%
Chorale Ensemble & Kayutang Creative Performances of Mangyan Tagabukid in Vlog Platform		0.00	0.00	135,000.00	0.00	0.00	135,000.00	0.00	135,000.00	135,000.00	135,000.00		0%
DOST Field Testing of Laboratory Reared Seaweed Cultivars from PSU MSL Culture Facilities		0.00	0.00	262,980.00	0.00	0.00	262,980.00	0.00	262,980.00	262,980.00	262,980.00		0%
Financial Literacy Training for Farmers		0.00	0.00	964,250.00	0.00	0.00	964,250.00	0.00	964,250.00	964,250.00	964,250.00		0%
PCAF Consultation Fund		0.00	0.00	287,837.00	0.00	0.00	287,837.00	0.00	287,837.00	287,837.00	287,837.00		0%
Establishing and Operationalizing the Intellectual Property and Technology Business Management (IP-TBM) in Romblon State University under the Regional Agri-Aqua Innovation System Enhancement (RAISE) Program in Southern Tagalog		0.00	0.00	988,239.02	0.00	0.00	988,239.02	0.00	988,239.02	988,239.02	988,239.02		0%
TOTAL		0.00	62,999,702.10	2,835,522.57	0.00	0.00	65,835,224.67	0.00	65,835,224.67	65,835,224.67	65,835,224.67		0%

This report was generated using the Unified Reporting System on 15/07/2022 16:07 version FAR5.1.1; Status: SUBMITTED


Certified Correct:


 CYNTHIA R. LAYNESAS, CPA
 Accountant III
 Date: 2022-07-15 14:49:22

Recommending Approval:


 TOMAS T. FAMINIAL, CPA, DBA
 Vice President for Administration & Finance
 Date: 2022-07-15 14:59:53

Approved By:



 MERIA P. CATAJAY-MANI, ED.D., CESE
 University President
 Date: 2022-07-15 15:00:04

QUARTERLY REPORT OF REVENUE AND OTHER RECEIPTS
As at the Quarter Ending June 30, 2022


Department : State Universities and Colleges (SUCs)
 Agency : Romblon State University
 Operating Unit : < not applicable >
 Organization Code (UACS) : 08 047 0000000
 Fund Cluster : 06 - Business Related Funds

Classification/Sources of Revenue and Other Receipts	UACS CODE	REVENUE TARGET (Annual) per BESF	Actual Revenue and Other Receipts Collections					Cumulative Remittance/Deposits to Date			Variance		Remarks
			1st Quarter Ending March 31	2nd Quarter Ending June 30	3rd Quarter Ending Sept. 30	4th Quarter Ending Dec. 31	Total	Remittance to BTr	Deposited with AGDB	TOTAL	Amount	%	
1	2	3	4	5	6	7	8=[(6+(-)7)-8+9]	9	10	11=(9+10)	12=(8-3)	13=(12/3)	14
Business Related Funds		10,304,000.00	889,960.00	1,214,661.00	0.00	0.00	2,104,621.00	0.00	2,104,621.00	2,104,621.00	(8,199,379.00)		-80 %
Revenue Collections		10,304,000.00	889,960.00	1,214,661.00	0.00	0.00	2,104,621.00	0.00	2,104,621.00	2,104,621.00	(8,199,379.00)		-80 %
Cash Revenue		10,304,000.00	889,960.00	1,214,661.00	0.00	0.00	2,104,621.00	0.00	2,104,621.00	2,104,621.00	(8,199,379.00)		-80 %
Non-Tax		10,304,000.00	889,960.00	1,214,661.00	0.00	0.00	2,104,621.00	0.00	2,104,621.00	2,104,621.00	(8,199,379.00)		-80 %
Other Business Income	4020299099	10,304,000.00	889,960.00	1,214,661.00	0.00	0.00	2,104,621.00	0.00	2,104,621.00	2,104,621.00	(8,199,379.00)		-80 %
TOTAL		10,304,000.00	889,960.00	1,214,661.00	0.00	0.00	2,104,621.00	0.00	2,104,621.00	2,104,621.00	(8,199,379.00)		-80 %


Certified Correct:


 CYNTHIA R. LAYNES, CPA
 Accountant III
 Date: 2022-07-15 14:49:22

Recommending Approval:


 TOMAS T. FAMILIAL, CPA, DBA
 Vice President for Administration & Finance
 Date: 2022-07-15 14:59:53

Approved By:


 MERIAM P. CATAJAY-MANI, ED.D., CESE
 University President
 Date: 2022-07-15 15:00:04