

SUMMARY OF APPROVED BUDGET, UTILIZATIONS, DISBURSEMENTS AND BALANCES BY OBJECT OF EXPENDITURES
(For Off-Budgetary Funds)
As at the Quarter Ending March 31, 2022


Department : State Universities and Colleges (SUCs)
 Agency/Entity : Romblon State University
 Operating Unit : < not applicable >
 Organization Code (UACS) : 08 047 0000000
 Fund Cluster : 07 Trust Receipts
 (e.g. UACS Fund Cluster: 05-Internally Generated Funds and 06-Business Related Funds)


Particulars	UACS CODE	Approved Budget			Utilizations					Disbursements					Balances		
		Approved Budgeted Revenue	Adjustments (Reductions, Modifications/	Adjusted Budgeted Revenue	1st Quarter Ending March 31	2nd Quarter Ending June 30	3rd Quarter Ending Sept. 30	4th Quarter Ending Dec. 31	Total	1st Quarter Ending March 31	2nd Quarter Ending June 30	3rd Quarter Ending Sept. 30	4th Quarter Ending Dec. 31	TOTAL	Unutilized Budget	Unpaid Obligations	
																Due and Demandable	Not Yet Due and Demandable
1	2	3	4	5=[(3+(-)4)]	6	7	8	9	10=(6+7+8+9)	11	12	13	14	15=(11+12+13+14)	16=(5-10)	17	18
SUMMARY																	
A. AGENCY SPECIFIC BUDGET																	
Personnel Services		289,500.00	0.00	289,500.00	289,500.00	0.00	0.00	0.00	289,500.00	289,500.00	0.00	0.00	0.00	289,500.00	0.00	0.00	0.00
Other Compensation	5010200000	289,500.00	0.00	289,500.00	289,500.00	0.00	0.00	0.00	289,500.00	289,500.00	0.00	0.00	0.00	289,500.00	0.00	0.00	0.00
Honoraria	5010210000	289,500.00	0.00	289,500.00	289,500.00	0.00	0.00	0.00	289,500.00	289,500.00	0.00	0.00	0.00	289,500.00	0.00	0.00	0.00
Honoraria - Civilian	5010210001	289,500.00	0.00	289,500.00	289,500.00	0.00	0.00	0.00	289,500.00	289,500.00	0.00	0.00	0.00	289,500.00	0.00	0.00	0.00
Maintenance and Other Operating Expenses		55,700,418.13	0.00	55,700,418.13	8,711,969.73	0.00	0.00	0.00	8,711,969.73	8,192,634.39	0.00	0.00	0.00	8,192,634.39	46,988,448.40	0.00	519,335.34
Traveling Expenses	5020100000	500,000.00	0.00	500,000.00	84,102.00	0.00	0.00	0.00	84,102.00	84,102.00	0.00	0.00	0.00	84,102.00	415,898.00	0.00	0.00
Traveling Expenses - Local	5020101000	500,000.00	0.00	500,000.00	84,102.00	0.00	0.00	0.00	84,102.00	84,102.00	0.00	0.00	0.00	84,102.00	415,898.00	0.00	0.00
Traveling Expenses - Local	5020101000	500,000.00	0.00	500,000.00	84,102.00	0.00	0.00	0.00	84,102.00	84,102.00	0.00	0.00	0.00	84,102.00	415,898.00	0.00	0.00
Training and Scholarship Expenses	5020200000	34,154,912.50	0.00	34,154,912.50	6,965,400.00	0.00	0.00	0.00	6,965,400.00	6,965,400.00	0.00	0.00	0.00	6,965,400.00	27,189,512.50	0.00	0.00
Training Expenses	5020201000	100,000.00	0.00	100,000.00	22,900.00	0.00	0.00	0.00	22,900.00	22,900.00	0.00	0.00	0.00	22,900.00	77,100.00	0.00	0.00
Training Expenses	5020201002	100,000.00	0.00	100,000.00	22,900.00	0.00	0.00	0.00	22,900.00	22,900.00	0.00	0.00	0.00	22,900.00	77,100.00	0.00	0.00
Scholarship Grants/Expenses	5020202000	34,054,912.50	0.00	34,054,912.50	6,942,500.00	0.00	0.00	0.00	6,942,500.00	6,942,500.00	0.00	0.00	0.00	6,942,500.00	27,112,412.50	0.00	0.00
Scholarship Grants/Expenses	5020202000	34,054,912.50	0.00	34,054,912.50	6,942,500.00	0.00	0.00	0.00	6,942,500.00	6,942,500.00	0.00	0.00	0.00	6,942,500.00	27,112,412.50	0.00	0.00
Supplies and Materials Expenses	5020300000	15,086,892.92	0.00	15,086,892.92	825,693.34	0.00	0.00	0.00	825,693.34	306,358.00	0.00	0.00	0.00	306,358.00	14,261,199.58	0.00	519,335.34
Office Supplies Expenses	5020301000	110,123.71	0.00	110,123.71	215,590.00	0.00	0.00	0.00	215,590.00	215,590.00	0.00	0.00	0.00	215,590.00	(105,466.29)	0.00	0.00
Office Supplies Expenses	5020301002	110,123.71	0.00	110,123.71	215,590.00	0.00	0.00	0.00	215,590.00	215,590.00	0.00	0.00	0.00	215,590.00	(105,466.29)	0.00	0.00
Fuel, Oil and Lubricants Expenses	5020309000	50,000.00	0.00	50,000.00	13,000.00	0.00	0.00	0.00	13,000.00	13,000.00	0.00	0.00	0.00	13,000.00	37,000.00	0.00	0.00
Fuel, Oil and Lubricants Expenses	5020309000	50,000.00	0.00	50,000.00	13,000.00	0.00	0.00	0.00	13,000.00	13,000.00	0.00	0.00	0.00	13,000.00	37,000.00	0.00	0.00
Semi-Expendable Machinery and Equipment Expenses	5020321000	14,619,335.34	0.00	14,619,335.34	573,117.34	0.00	0.00	0.00	573,117.34	53,782.00	0.00	0.00	0.00	53,782.00	14,046,218.00	0.00	519,335.34
Information and Communications Technology Equipment	5020321003	10,519,335.34	0.00	10,519,335.34	519,335.34	0.00	0.00	0.00	519,335.34	0.00	0.00	0.00	0.00	0.00	10,000,000.00	0.00	519,335.34
Other Machinery and Equipment	5020321099	4,100,000.00	0.00	4,100,000.00	53,782.00	0.00	0.00	0.00	53,782.00	53,782.00	0.00	0.00	0.00	53,782.00	4,046,218.00	0.00	0.00
Other Supplies and Materials Expenses	5020399000	307,433.87	0.00	307,433.87	23,986.00	0.00	0.00	0.00	23,986.00	23,986.00	0.00	0.00	0.00	23,986.00	283,447.87	0.00	0.00
Other Supplies and Materials Expenses	5020399000	307,433.87	0.00	307,433.87	23,986.00	0.00	0.00	0.00	23,986.00	23,986.00	0.00	0.00	0.00	23,986.00	283,447.87	0.00	0.00
Communication Expenses	5020500000	100,000.00	0.00	100,000.00	36,998.00	0.00	0.00	0.00	36,998.00	36,998.00	0.00	0.00	0.00	36,998.00	63,002.00	0.00	0.00


Department : State Universities and Colleges (SUCs)
Agency/Entity : Romblon State University
Operating Unit : < not applicable >
Organization Code (UACS) : 08 047 000000
Fund Cluster : 07 Trust Receipts
 (e.g. UACS Fund Cluster: 05-Internally Generated Funds and 06-Business Related Funds)


Particulars	UACS CODE	Approved Budget			Utilizations					Disbursements					Balances			
		Approved Budgeted Revenue	Adjustments (Reductions, Modifications/	Adjusted Budgeted Revenue	1st Quarter Ending March 31	2nd Quarter Ending June 30	3rd Quarter Ending Sept. 30	4th Quarter Ending Dec. 31	Total	1st Quarter Ending March 31	2nd Quarter Ending June 30	3rd Quarter Ending Sept. 30	4th Quarter Ending Dec. 31	TOTAL	Unutilized Budget	Unpaid Obligations		
																Due and Demandable	Not Yet Due and Demandable	
1	2	3	4	5=[(3+(-)4)]	6	7	8	9	10=(6+7+8+9)	11	12	13	14	15=(11+12+13+14)	16=(5-10)	17	18	
SUMMARY																		
A. AGENCY SPECIFIC BUDGET																		
Telephone Expenses	5020502000	100,000.00	0.00	100,000.00	36,998.00	0.00	0.00	0.00	36,998.00	36,998.00	0.00	0.00	0.00	36,998.00	63,002.00	0.00	0.00	
Mobile	5020502001	100,000.00	0.00	100,000.00	36,998.00	0.00	0.00	0.00	36,998.00	36,998.00	0.00	0.00	0.00	36,998.00	63,002.00	0.00	0.00	
Survey, Research, Exploration and Development Expenses	5020700000	3,467,612.71	0.00	3,467,612.71	85,058.40	0.00	0.00	0.00	85,058.40	85,058.40	0.00	0.00	0.00	85,058.40	3,382,554.31	0.00	0.00	
Research, Exploration and Development Expenses	5020702000	3,467,612.71	0.00	3,467,612.71	85,058.40	0.00	0.00	0.00	85,058.40	85,058.40	0.00	0.00	0.00	85,058.40	3,382,554.31	0.00	0.00	
Research, Exploration and Development Expenses	5020702002	3,467,612.71	0.00	3,467,612.71	85,058.40	0.00	0.00	0.00	85,058.40	85,058.40	0.00	0.00	0.00	85,058.40	3,382,554.31	0.00	0.00	
Professional Services	5021100000	830,000.00	0.00	830,000.00	208,770.99	0.00	0.00	0.00	208,770.99	208,770.99	0.00	0.00	0.00	208,770.99	621,229.01	0.00	0.00	
Legal Services	5021101000	10,000.00	0.00	10,000.00	4,500.00	0.00	0.00	0.00	4,500.00	4,500.00	0.00	0.00	0.00	4,500.00	5,500.00	0.00	0.00	
Legal Services	5021101000	10,000.00	0.00	10,000.00	4,500.00	0.00	0.00	0.00	4,500.00	4,500.00	0.00	0.00	0.00	4,500.00	5,500.00	0.00	0.00	
Other Professional Services	5021199000	820,000.00	0.00	820,000.00	204,270.99	0.00	0.00	0.00	204,270.99	204,270.99	0.00	0.00	0.00	204,270.99	615,729.01	0.00	0.00	
Other Professional Services	5021199000	820,000.00	0.00	820,000.00	204,270.99	0.00	0.00	0.00	204,270.99	204,270.99	0.00	0.00	0.00	204,270.99	615,729.01	0.00	0.00	
General Services	5021200000	426,000.00	0.00	426,000.00	106,179.59	0.00	0.00	0.00	106,179.59	106,179.59	0.00	0.00	0.00	106,179.59	319,820.41	0.00	0.00	
Other General Services	5021299000	426,000.00	0.00	426,000.00	106,179.59	0.00	0.00	0.00	106,179.59	106,179.59	0.00	0.00	0.00	106,179.59	319,820.41	0.00	0.00	
Other General Services	5021299099	426,000.00	0.00	426,000.00	106,179.59	0.00	0.00	0.00	106,179.59	106,179.59	0.00	0.00	0.00	106,179.59	319,820.41	0.00	0.00	
Labor and Wages	5021600000	885,000.00	0.00	885,000.00	220,543.41	0.00	0.00	0.00	220,543.41	220,543.41	0.00	0.00	0.00	220,543.41	664,456.59	0.00	0.00	
Labor and Wages	5021601000	885,000.00	0.00	885,000.00	220,543.41	0.00	0.00	0.00	220,543.41	220,543.41	0.00	0.00	0.00	220,543.41	664,456.59	0.00	0.00	
Labor and Wages	5021601000	885,000.00	0.00	885,000.00	220,543.41	0.00	0.00	0.00	220,543.41	220,543.41	0.00	0.00	0.00	220,543.41	664,456.59	0.00	0.00	
Other Maintenance and Operating Expenses	5029900000	250,000.00	0.00	250,000.00	179,224.00	0.00	0.00	0.00	179,224.00	179,224.00	0.00	0.00	0.00	179,224.00	70,776.00	0.00	0.00	
Representation Expenses	5029903000	50,000.00	0.00	50,000.00	17,674.00	0.00	0.00	0.00	17,674.00	17,674.00	0.00	0.00	0.00	17,674.00	32,326.00	0.00	0.00	
Representation Expenses	5029903000	50,000.00	0.00	50,000.00	17,674.00	0.00	0.00	0.00	17,674.00	17,674.00	0.00	0.00	0.00	17,674.00	32,326.00	0.00	0.00	
Transportation and Delivery Expenses	5029904000	200,000.00	0.00	200,000.00	161,550.00	0.00	0.00	0.00	161,550.00	161,550.00	0.00	0.00	0.00	161,550.00	38,450.00	0.00	0.00	
Transportation and Delivery Expenses	5029904000	200,000.00	0.00	200,000.00	161,550.00	0.00	0.00	0.00	161,550.00	161,550.00	0.00	0.00	0.00	161,550.00	38,450.00	0.00	0.00	
Capital Outlays		7,191,783.97	0.00	7,191,783.97	7,191,783.97	0.00	0.00	0.00	7,191,783.97	0.00	0.00	0.00	0.00	0.00	0.00	0.00	7,191,783.97	
Property, Plant and Equipment Outlay	5060400000	7,191,783.97	0.00	7,191,783.97	7,191,783.97	0.00	0.00	0.00	7,191,783.97	0.00	0.00	0.00	0.00	0.00	0.00	0.00	7,191,783.97	
Buildings and Other Structures	5060404000	4,750,000.00	0.00	4,750,000.00	4,750,000.00	0.00	0.00	0.00	4,750,000.00	0.00	0.00	0.00	0.00	0.00	0.00	0.00	4,750,000.00	
Other Structures	5060404099	4,750,000.00	0.00	4,750,000.00	4,750,000.00	0.00	0.00	0.00	4,750,000.00	0.00	0.00	0.00	0.00	0.00	0.00	0.00	4,750,000.00	
Machinery and Equipment Outlay	5060405000	2,441,783.97	0.00	2,441,783.97	2,441,783.97	0.00	0.00	0.00	2,441,783.97	0.00	0.00	0.00	0.00	0.00	0.00	0.00	2,441,783.97	
Information and Communication Technology Equipment	5060405003	2,441,783.97	0.00	2,441,783.97	2,441,783.97	0.00	0.00	0.00	2,441,783.97	0.00	0.00	0.00	0.00	0.00	0.00	0.00	2,441,783.97	
GRAND TOTAL		63,181,702.10	0.00	63,181,702.10	16,193,253.70	0.00	0.00	0.00	16,193,253.70	8,482,134.39	0.00	0.00	0.00	8,482,134.39	46,988,448.40	0.00	7,711,119.31	

This report was generated using the Unified Reporting System on 26/04/2022 10:53 version.FAR2A.1.1 ; Status : SUBMITTED

Certified Correct:

LOU V. FOJA, CPA
 Budget Officer
 Date: 2022-04-26 10:53:23

Certified Correct:

CYNTHIA R. LAYNEA, CPA
 Accountant III
 Date: 2022-04-26 10:53:23

Recommending Approval:

TOMAS T. FAMILIAL, CPA, DBA
 Vice President, Administration & Finance
 Date: 2022-04-26 10:53:25

Approved By:

MERIAN P. CATAJAY-MANI, ED.D., CESE
 University President
 Date: 2022-04-26 10:53:32